



INDISE PRESU KONSUMEDOR TIMOR-LESTE, NOVEMBRO 2017

INTRODUSAUN IPK SERI 2

Data publikasaun:
19 Dezembro 2017

Publikasaun tuir mai:
23 Janeiro 2018



DIRECÇÃO GERAL DE ESTATÍSTICA
TIMOR-LESTE



Ministerio do Plano e Finanças



Titulo

**Indise Presu Konsumedor Timor-Leste,
Novembro 2017**

Editor

Avelino Maria de Jesus Marçal
Eduardo M. Ximenes
Antonia Jesus de Carvalho
Silvino Lopes

**Direcção Geral de Estatística
Rua de Caicoli, PO Box 10
Dili, Timor-Leste**

Director Geral de Estatística
General Directorate of Statistics
[Elias dos Santos Ferreira, L.Ec., MM.](#)

Disenho e Composição
Direcção Geral de Estatística



www.statistics.gov.tl

Cristino Gusmão
Director Nacional Economia Estatística
No. Telf: + 670 77230127
Direcção Geral de Estatística
Rua de Caicoli, Dili, PO Box 10
Telefone: +670 3311348
email: cgusmao@mof.gov.tl



NOTA

MUDANSA IHA EDISAUN INTRUDUSAUN Laiha
IPK SERI 2

EDISAUN TUIR MAI	PUBLIKASAUN	DATA PUBLIKA
	Dezembro 2017	23 Janeiro 2018
	Janeiro 2018	20 Fevereiro 2018

INFORMASAUN **Atu Hatene informasaun kona ba informasaun
ne'ebe iha Relasaun ho IPK, kontaktu:**

1. Cristino Gusmão, Director da DNEES
Email: cgusmao@mof.gov.tl, No Telf: 77230127
2. Eduardo Martinho Ximenes, Head of Depart. Social and Economic
Email: emximenes@mof.gov.tl, No Telf. 77339216
3. Antonia Jesus de Carvalho
Email ajcarvalho@mof.gov.tl No Telp. 77568010
4. Avelino Maria de Jesus Marcal
Email: amjmarcal@mof.gov.tl, No Telf. 77608779
5. Rosantina da Costa Cruz Sarmentu
Email: rcsarmento@mof.gov.tl, No Telf. 77085481



Elias dos Santos Ferreira, L.Ec., MM.
Director Geral de Statistica



Konteudu

1. Kontiudu.....	1
2. Nemeru Importante Novembro 2017	2
3. Pontus Importante Novembro 2017.....	3
4. Saida Maka Mudansa Importante?.....	5
5. Diskusaun no Analiza.....	6
6. Tradable & Non-Tradable CPI.....	7
7. Tabela 1 : Analitiku Indise Timor-Leste Fulan Novembro 2017.....	8
8. Tabela 2 : Analitiku Indise Rejiaun Dili Fulan Novembro 2017.....	9
9. Tabela 3 : Analitiku Indise Ex-Dili Fulan Novembro 2017.....	10
10. Nota Esplikasaun	11



INDISE PRESU NOVEMBRO 2017

INTRODUSAUN IPK SERI 2

IPK Timor-Leste edisaun seri 2 ne'e sei publika kada fulan hahu husi edisaun fulan Janeiro 2013. Sei publika mos analiza mensal husi indise Dili nian no Ex- Dili. Publikasaun hotu-hotu husi Indise Janeiro 2013 refere fali ba Dezembro 2012=100.0 (*hanesan fulan/tinan base ba IPK seri 2*). Tempu seri data nian detailu konaba todan IPK foun, no informasaun seluk relasiona ba movimentu IPK Timor-Leste, bele hare iha DGE website www.statistics.gov.tl

Numerus Save Novembro 2017

(a) Ba Marco, Junho, no Setembro 2013, mudansa persentajen anual kalkula baseia ba kada trimestral. Ba Dezembro 2013 ba oin mudansa anual sei kalkula baseia ba fulan ne'ebe hanesan kada tinan.

Indise Presu Konsumedor Timor-Leste	Mensal	Anual (a)
	Out - 2017 to Nov - 2017	Nov - 2016 to Nov - 2017
	Mudansa %	Mudansa %
Grupu hotu IPK	0.3%	0.8%
Grupu hotu la konta uma	0.3%	0.8%
Tradable	0.4%	1.0%
Non-Tradable CPI	0.0%	0.0%
1. Hahan no bebidas	0.5%	0.9%
2. Alkohol ho tabaku	-0.1%	-0.4%
3. Hatais ho sapatu	0.0%	0.4%
4. Uma	0.0%	0.8%
5. Manutensaun rutina ba equipamentu no mobiliariu uma kain	0.0%	2.1%
6. Saude	0.0%	0.0%
7. Transportasaun	0.0%	0.5%
8. Komunikaun	0.0%	-1.0%
9. Rekreaun no kultura	0.0%	-1.1%
10. Edukasaun	0.0%	0.0%



Save Importante Novembro 2017

- IPK grupu hotu sa'e (+0.3%) iha Novembro 2017, kompara ba sa'e (+0.3%) iha fulan Outobro 2017
- Presu sa'e signifikante iha grupu Hahan no Bebidas laos Alkoholika sai kontributor principal ida
- Grupu Alkohol no Tabaku sai hanesan mudansa kontrariu ba fulan Novembro 2017
- IPK Tradeable anual sa'e 1.0%, no IPK Non-Tradable 0.0%

Deskripsaun Badak ba Inflasaun Presu Konsumedor

Inflasaun Presu Konsumedor hanesan sasukat ida ba nivel presu ba produto no servisu sira nebe kompra no konsume husi uma kain, ne'ebe bele mos sa'e ou tun. inflasaun Presu Konsumedor sukat uza indise presu konsumedor. Komprensaun ba indise presu konsumedor maka presu ba produto no servisu nebe ita determina sai hanesan ita nia raga kompra nebe uma kain konsume maioria, indise presu sukat mudansa kustu ou presu ba raga kompra ida ne'e.

Indise presu bele utiliza ba sukat inflasaun. En-jeral liu maka hare ba mudansa indise presu kada tinan nebe halo komparaun entre fulan ida agora (fulan A tinan agora) ba fulan nebe hanesan iha tinan kotuk (fulan A tinan kotuk). Ida ne'e bolu hanesan nivel inflasaun 12-fulan (tinan). Buletin ida ne'e sukat inflasaun ba fulan Novembro 2017, ho ida ne'e nivel inflasaun 12-fulan nia maka kompara indise presu fulan Novembro 2016 no Novembro 2017.


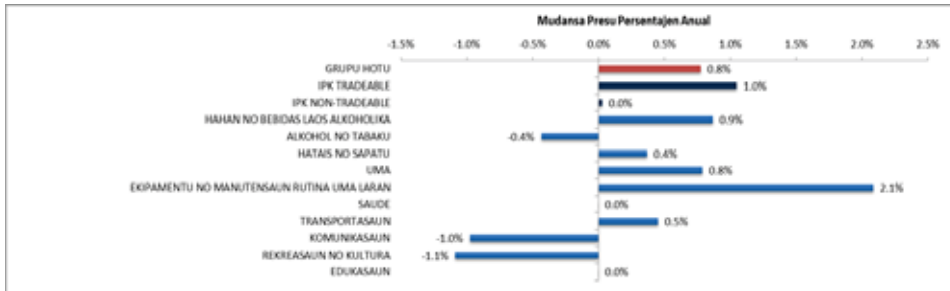
Numeru Ikus no Tendesia Longu-Prazu

Nivel IPK anual entre Novembro 2016 no Novembro 2017 hetan +0.8%. Signifika katak kustu ba raga produto no servisu sira ne'ebe ho \$100.00 iha Novembro 2016 sa'e ba \$100.80 iha Novembro 2017.

IPK grupu hotu sa'e (+0.8%) iha tinan ida ne'e ho kalendariu fulan Novembro 2017, kompara ba IPK tinan ho kalendariu fulan Outobro 2017 ne'ebe mos sa'e (+0.8%). Kontributor bo'ot liu ba mudansa positivu ida ne'e maka grupu Hahan no Bebidas laos Alkoholika (+0.9%), ne'ebe afeta husi subgrupu Fos (+2.2%), Na'an (+3.8%), Susuben, Keju no Manutolon (+6.1%), Frutas (+1.7%) no Produto Hahan n.e.c (+1.3%). Valorizasaun ida ne'e hetan mudansa kontrariu husi subgrupu Vejetais (-1.1%), Masin Midar, Marmelada, Baniben no Confectionery (-4.4%) no Paun no Terigu (la inklui Fos) (-0.4%). Grupu Ekipamentu no Manutensaun Rutina Mobilariu Uma Laran (+2.1%), Uma (+0.8%), Transporte (+0.5%) no Ropa no Sapatu (+0.4%) mos sa'e durante tinan kalendariu Novembro 2017, hetan afeta consecutivamente husi subgrupu Produto no Servisu ba Manutensaun Rutina Uma Laran (+2.8%), Be, Elektrisidade, Gas no Fuel (+1.5%), Ekipamentu no Operasaun Transporte (+1.2%) no Garmen ba Mane (+1.4%). Mudansa kontrariu bo'ot liu ba inflasaun anual kalendariu Novembro 2017, mai husi grupu Rekreaun no Kultura (-1.1%) ne'ebe afeta husi subgrupu Rekreaun no Servisu Kultura (-3.2%). Grupu Komunikaun (-1.0%) mos tun iha nivel anual.



Figura A: Kontribusi saun ba nivel IPK anual, Novembro 2017

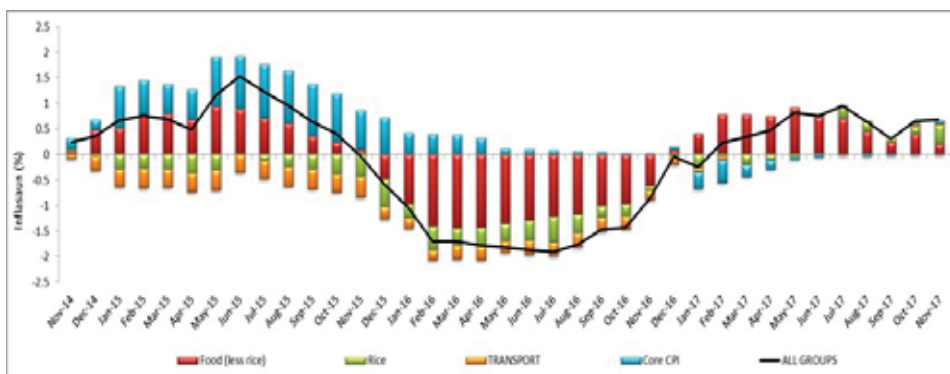


Fontes: Diresaun Geral Estatistika, Ministerio do Plano e Finansas

Notas:

Kontribusi saun individu (kada item) lahatudu ba iha total tanba arredondar (rounding).

Figura B: Tendensia inflasaun anual ba periode Nov-2014 to'o Nov-2017



Periode deflasaun ne'ebe hatudu iha periode Novembro 2015 to'o Janeiro 2017 hetan impaktu husi presu grupu Hahan no Bebidas Laos Alkoholika no grupu Transporte. Depois akontese fali inflasaun anual iha periode tuir mai tanba afeta husi presu grupu Hahan no Bebidas Laos Alkoholika ne'ebe sa'e fali, ho inflasaun importante (core inflation) kuaze nafatin iha 0%.

*Core CPI hetan husi IPK grupu hotu menus IPK grupu Hahan no Bebidas laos Alkoholika no Transportasaun



Indise Presu Konsumedor (IPK): saida maka mudansa importante?

Kontribuisaun importante ba nivel IPK mensal sa'e (+0.3%) kompara Outobro 2017 ba Novembro 2017, mai husi:

- **Hahan no Bebidas Laos Alkoholika (+0.5%):** afeta husi subgrupu Fos (+1.5%), Na'an (+0.3%) no Susuben, Keju no Manutolun (+1.1%). Presu fos sa'e iha fulan ida ne'e no fulan kotuk tanba nesesidade sa'e maka'as depois de situasaun politika no espektasaun husi konsumerdor sira. Presu mos sa'e signifikante iha subgrupu Susuben, Keju no Manutolun tanba redusaun forneseментu ba manutolun iha supermerkadu balun.

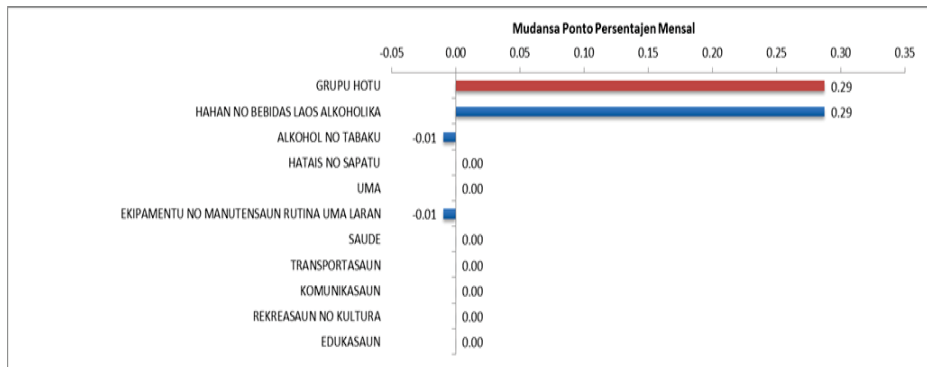
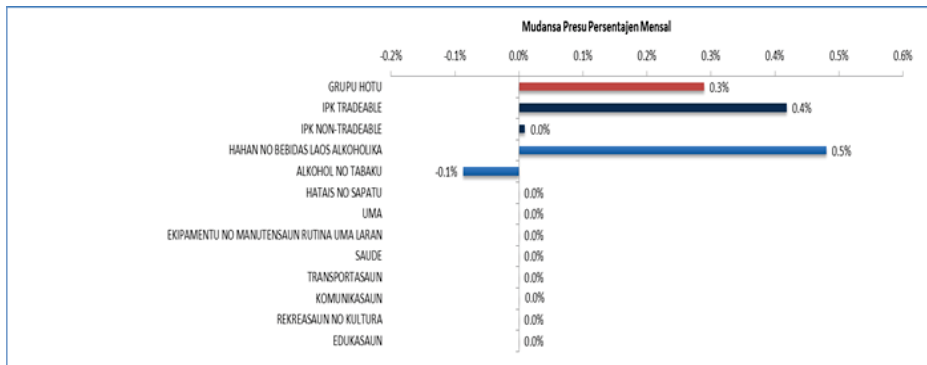
Mudansa negativu ne'ebe bot liu ba fulan ida ne'e, mai husi:

- **Alkohol no Tabaku (-0.1%):** iha redusaun ba fulan Novembro 2017, sai hanesan mudansa kontrariu ba inflasaun.

Figura C: Kontribuisaun ba mudansa nivel IPK mensal, Outobro 2017 to'o Novembro 2017

Fontes: Diresaun Geral Estatistika, Ministerio do Plano e Finanzas

Notas: Kontribuisaun individu (kada item) lahatudu ba iha total tanba *arredondar* (rounding).





Diskusaun no Analiza


Iha referensia figura B, hatudu nivel inflasaun tinan 3 ikus, Novembro 2014 to'o Novembro 2017. Hatudu klaru iha figura ida ne'e, inflasaun nafatin iha nivel ki'ik tuir nivel historiku (+0.8%); mesmo nune'e nivel inflasaun hahu hatudu fali ona tendensia positivu hamutuk ho grupu Hahan no Bebidas laos Alkoholika no Transporte.

Nivel inflasaun iha possibilidade hetan impaktu husi fator sira hanesan tuir mai ne'e:

- Valor osan US\$ kompara osan iha nasaun parseiru importante Timor Leste nian (indise NEER).
- Presu mercadoria (*commodity*) internasional, hanesan produto hahan ou fos.
- Presu mina internasional.

Governu iha alvu inflasaun entre 4%-6% iha Planu Stratejia Dezenvolvimentu (SDP); agora dadaun Timor Leste iha inflasaun ne'ebe ki'ik liu alvu ne'e.

Figura D: Indise Fator Internasional Fo Presaun ba Presu iha Timor Leste husi Abr-14 to'o Jun-17(lag-effect)



Sources: <http://www.oanda.com/currency/historical-rates/>
<http://www.imf.org/external/np/res/commod/index.aspx>

Referensia ba figura D, iha mudansa oituan iha indise NEER iha tinan ida ikus ne'e tuir valor apresiasaun ne'ebe a'as iha 2015. Produto Merkadoria hotu IMF, Hahan no Bebidas no indise presu *crude oil* hatudu tendensia positivu, ne'ebe bele afeta ba presu iha Timor Leste liu husi produto importaun.

Fator domestiko mos babain fo afeta ba presu iha merkadu Timor leste, ne'ebe inklui hanesan tuir mai ne'e:

- Produsaun domestico no forneseunento produto, hanesan aifuan no vejetais tuir tempu produsaun
- Asesu transportasaun no distribuisaun
- Kompetisaun merkadu lokal
- Legislasaun governu, hanesan politika taxa

1. The crude oil (petroleum) price index is a simple average of three spot prices; Dated Brent, West Texas Intermediate, and the Dubai Fatch.
2. Nominal Effective Exchange Rate (NEER) is a measure of the value of a currency against the a weighted average of several foreign currencies



IPK Tradeable no Non-Tradeable

IPK Tradeable no Non-Tradeable, sukat kontribuisaun husi inflasaun domestika (non-tradeable) no importa (tradeable) ba inflasaun en-jeral. Identifikasaun fonte fator inflasaun umakain (konsumedor) ida ne'e suporta atu komprende fator diferente ne'ebe fo impaktu ba inflasaun, nune'e mos ajuda desizaun politika moneter no fiskal.

Definisaun produto no servisu tradeable maka hanesan ida ne'ebe dependensia ba nivel kompetisuan merkadu internasional, no presu produto no servisu sira ne'e hetan influensia husi kompetisaun refere. Hanesan mos, produto no servisu non-tradeable ne'ebe iha depedensia ki'ik liu ba kompetisaun merkadu internasional, no presu produto no servisu sira ne'e konsidera la hetan impaktu direta husi kompetisaun refere. Inflasaun ba produto no servisu non-tradeable reprezenta nivel situasaun ne'ebe nesesidade barak liu (ou ki'ik liu) duke fornesimentu iha ekonomia domestiku. Produto no servisu tradeable sai hanesan depedensia maka'as liu ba kompetisaun internsaional, ne'ebe inklui hanesan produto importa televisaun no komputer nomos produto hahan sira seluk. Presu produto sira ne'e hetan influensia presu bot liu husi presu internasional iha merkadu mundial no fluktuasaun valor osan, duke husi fator ekonomia domestiku.

Figure E: Kontribuisaun IPK Tradeable no Non-Tradeable ba Inflasaun Anual, Kompara Nov-14 to'o Nov-17

Fontes: Diresaun Geral Estatistika, Ministerio do Plano e Finanzas

Notas: Kontribuisaun individu (kada item) lahatudu ba iha total tanba *arredondar* (rounding).



Iha referensia grafiku E, inflasaun anual negativu hanesan hatudu iha periode Novembro 2015 to'o Janeiro 2017, hetan impaktu husi fator internasional sira hanesan hatudu iha nivel IPK tradeable. Nivel inflasaun anual agora dadaun 0.8%, ne'ebe afeta husi kontribuisaun Tradeable (+1.0%) no Non-Tradeable (+0.0%). Series analitiku indika katak nivel inflasaun agora dadaun hetan presu husi presu merkadoria internasional no valor osan ne'ebe fluktuativu.

1. The crude oil (petroleum) price index is a simple average of three spot prices; Dated Brent, West Texas Intermediate, and the Dubai Fateh.
2. Nominal Effective Exchange Rate (NEER) is a measure of the value of a currency against the a weighted average of several foreign currencies

TABELA 1. TIMOR-LESTE IPK		Numeru Indise			Mudansa Persentajen		Pontu Kontribuisaun		Mudansa Pontu
		Nov 2016	Out 2017	Nov 2017	Out-17 to Nov-17	Nov-16 to Nov-17	Out 2017	Nov 2017	Out-17 to Nov-17
Novembro 2017									
Grupu Gastu									
a	GRUPU HOTU	103.2	103.7	104.0	0.3%	0.8%	103.7	104.0	0.30
b	GRUPU HOTU LA KONTA UMA	103.4	103.9	104.2	0.3%	0.8%			
c	IPK Tradable	102.1	102.8	103.2	0.4%	1.0%			
d	IPK Non-Tradable	105.1	105.1	105.1	0.0%	0.0%			
1	HAHAN NO BEBIDAS	103.7	104.1	104.6	0.5%	0.9%	66.84	67.14	0.30
1.1	Pao ho hahan husi Fós	119.6	119.1	119.1	0.0%	-0.4%	5.31	5.31	0.00
1.2	Fós	101.6	102.3	103.8	1.5%	2.2%	17.59	17.85	0.26
1.3	Na'an	104.6	108.3	108.6	0.3%	3.8%	8.66	8.69	0.03
1.4	Ikan ho hahan tasi	89.7	90.5	90.4	-0.1%	0.8%	2.42	2.41	-0.01
1.5	Susu ben, keju ho manu tolun	116.2	122.0	123.3	1.1%	6.1%	1.94	1.96	0.02
1.6	Bokurho mina	106.0	106.7	106.7	0.0%	0.7%	3.48	3.48	0.00
1.7	Frutas	109.0	111.2	110.8	-0.4%	1.7%	2.52	2.52	0.00
1.8	Vejetais	102.6	101.5	101.5	0.0%	-1.1%	15.66	15.66	0.00
1.9	Masin midar, marmelada, bani ben, chocolate	94.6	90.4	90.4	0.0%	-4.4%	2.90	2.90	0.00
1.10	Produtu Aihan	104.0	105.3	105.3	0.0%	1.3%	3.12	3.12	0.00
1.11	Café, xá, no cacao	100.3	101.7	101.7	0.0%	1.4%	2.11	2.11	0.00
1.12	Be, Bebidas, jus ai fuan no modo tahan	93.9	94.2	95.4	1.3%	1.6%	0.63	0.64	0.01
1.13	Hahan preparadu	93.1	93.1	93.1	0.0%	0.0%	0.50	0.50	0.00
2	ALKOHOL HO TABAKU	114.8	114.4	114.3	-0.1%	-0.4%	5.59	5.58	-0.01
2.1	Alkohol	148.4	148.2	148.5	0.2%	0.1%	2.00	2.01	0.01
2.2	Tabaku	102.0	101.7	101.5	-0.2%	-0.5%	3.59	3.58	-0.01
3	HATAIS HO SAPATU	108.4	108.8	108.8	0.0%	0.4%	6.35	6.35	0.00
3.1	Roupa ba mane	108.0	109.7	109.5	-0.2%	1.4%	1.31	1.31	0.00
3.2	Roupa ba fetu	103.7	103.8	103.8	0.0%	0.1%	0.91	0.91	0.00
3.3	Roupa ba labarik ho bebe	111.8	111.8	111.8	0.0%	0.0%	2.19	2.19	0.00
3.4	Sapatu ho rikusoin rasik	106.3	106.4	106.4	0.0%	0.1%	1.94	1.94	0.00
4	UMA	101.3	102.1	102.1	0.0%	0.8%	5.80	5.80	0.00
4.1	Aluga uma	97.9	94.1	94.1	0.0%	-3.9%	0.65	0.65	0.00
4.2	Manutensaun no hadiak hela fatin	93.2	94.2	94.1	-0.1%	1.0%	1.32	1.32	0.00
4.3	Be, eletrisidade, gas no sira seluk	105.1	106.7	106.7	0.0%	1.5%	3.83	3.83	0.00
5	MANUTENSAUN RUTINA BA EQUIPAMENTO NO MOBILARIO UMA LARAN	95.9	97.9	97.9	0.0%	2.1%	4.07	4.06	-0.01
5.1	Mobiliario no tekstil uma laran	103.6	103.5	103.5	0.0%	-0.1%	0.33	0.33	0.00
5.2	Manutensaun uma laran	107.2	103.9	103.5	-0.4%	-3.5%	0.38	0.38	0.00
5.3	Sasan no kolen ba equipamento uma laran	94.4	97.0	97.0	0.0%	2.8%	3.36	3.36	0.00
6	SAUDE	106.6	106.6	106.6	0.0%	0.0%	0.79	0.79	0.00
6.1	Produtu medicamentos no material equipamentos	107.1	107.1	107.1	0.0%	0.0%	0.51	0.51	0.00
6.2	Doutor no atendimento husi hospital	105.5	105.5	105.5	0.0%	0.0%	0.28	0.28	0.00
7	TRANSPORTASAUN	88.4	88.8	88.8	0.0%	0.5%	5.70	5.70	0.00
7.1	Sosa kareta	99.8	99.6	99.6	0.0%	-0.2%	0.58	0.58	0.00
7.2	Utiliza equipamento transportasaun pessoal	74.2	75.1	75.1	0.0%	1.2%	2.31	2.31	0.00
7.3	Hadia transportasaun	102.0	102.0	102.0	0.0%	0.0%	2.81	2.81	0.00
8	KOMUNIKASAUN	81.8	81.0	81.0	0.0%	-1.0%	1.87	1.87	0.00
8.1	Hadia equipamento telekomunikasaun	81.8	81.0	81.0	0.0%	-1.0%	1.87	1.87	0.00
9	REKREASAUN NO KULTURA	110.2	109.0	109.0	0.0%	-1.1%	3.62	3.62	0.00
9.1	Equipamentos audio visual, fotografian no produs informasaun	98.4	97.5	97.5	0.0%	-0.9%	0.02	0.02	0.00
9.2	Sasan rekreasaun no kultura	108.4	104.9	104.9	0.0%	-3.2%	2.25	2.25	0.00
9.3	Jornal, livru no equipamento hakerek	113.7	116.6	116.6	0.0%	2.6%	1.35	1.35	0.00
10	EDUKASAUN	127.2	127.2	127.2	0.0%	0.0%	2.97	2.97	0.00
10.1	Edukasaun	127.2	127.2	127.2	0.0%	0.0%	2.97	2.97	0.00

Periode referencia husi indise: Dezemburu 2012 = 100.0

IPK Seri 2, Novembro 2017

TABELA 2. DILI - analytical index		Numeru Indise			Mudansa Persentajen		Pontu Kontribuisaun		Mudansa Pontu
		Nov 2016	Out 2017	Nov 2017	Out-17 to Nov-17	Nov-16 to Nov-17	Out 2017	Nov 2017	Out-17 to Nov-17
Novembro 2017									
Grupu Gastu									
a	GRUPU HOTU	102.7	103.1	103.4	0.3%	0.7%	103.1	103.4	0.30
b	GRUPU HOTU LA KONTA UMA	103.2	103.5	103.8	0.3%	0.6%			
1	HAHAN NO BEBIDAS	103.8	104.2	104.7	0.5%	0.9%	64.26	64.56	0.30
1.1	Pao ho hahan husi Fós	120.3	119.6	119.6	0.0%	-0.6%	5.14	5.14	0.00
1.2	Fós	104.7	105.3	107.2	1.8%	2.4%	15.84	16.12	0.28
1.3	Na'an	104.1	108.6	108.6	0.0%	4.3%	9.06	9.06	0.00
1.4	Ikan ho hahan tasi	88.7	89.5	89.4	-0.1%	0.8%	2.69	2.69	0.00
1.5	Susu ben, keju ho manu tolung	116.3	123.0	124.1	0.9%	6.7%	2.19	2.21	0.02
1.6	Bokurho mina	106.3	106.2	106.2	0.0%	-0.1%	3.24	3.24	0.00
1.7	Frutas	110.5	112.5	112.5	0.0%	1.8%	2.71	2.71	0.00
1.8	Vejetais	102.7	100.9	100.9	0.0%	-1.8%	14.88	14.88	0.00
1.9	Masin midar, marmelada, bani ben, chocolate	88.6	83.9	83.9	0.0%	-5.3%	2.62	2.62	0.00
1.10	Produu Aihan	97.7	98.9	98.9	0.0%	1.2%	2.73	2.73	0.00
1.11	Café, xá, no cacao	95.7	97.5	97.5	0.0%	1.9%	1.85	1.85	0.00
1.12	Be, Bebidas, jus ai fuan no modo tahan	93.7	94.3	95.6	1.4%	2.0%	0.72	0.73	0.01
1.13	Hahan preparadu	92.9	92.9	92.9	0.0%	0.0%	0.60	0.60	0.00
2	ALKOHOL HO TABAKU	119.3	118.8	118.7	-0.1%	-0.5%	5.27	5.27	0.00
2.1	Alkohol	155.5	155.2	155.6	0.3%	0.1%	2.02	2.02	0.00
2.2	Tabaku	104.5	103.8	103.5	-0.3%	-1.0%	3.26	3.25	-0.01
3	HATAIS HO SAPATU	107.2	107.7	107.6	-0.1%	0.4%	6.82	6.82	0.00
3.1	Roupa ba mane	107.0	108.9	108.6	-0.3%	1.5%	1.38	1.37	-0.01
3.2	Roupa ba fetu	100.6	100.7	100.7	0.0%	0.1%	0.94	0.94	0.00
3.3	Roupa ba labarik ho bebe	111.0	111.1	111.1	0.0%	0.1%	2.35	2.35	0.00
3.4	Sapatu ho rikusoins rasik	106.5	106.8	106.8	0.0%	0.3%	2.15	2.15	0.00
4	UMA	100.9	101.5	101.5	0.0%	0.6%	6.49	6.49	0.00
4.1	Aluga uma	97.9	94.1	94.1	0.0%	-3.9%	0.79	0.79	0.00
4.2	Manutensaun no hadiak hela fatin	92.6	94.0	93.8	-0.2%	1.3%	1.46	1.46	0.00
4.3	Be, eletrisidade, gas no sira seluk	104.8	106.1	106.1	0.0%	1.2%	4.24	4.24	0.00
5	MANUTENSAUN RUTINA BA EQUIPAMENTO NO MOBILARIO UMA LARAN	93.1	95.4	95.4	0.0%	2.5%	4.26	4.26	0.00
5.1	Mobiliario no tekstil uma laran	103.5	103.4	103.4	0.0%	-0.1%	0.38	0.38	0.00
5.2	Manutensaun uma laran	104.5	100.9	100.4	-0.5%	-3.9%	0.40	0.40	0.00
5.3	Sasan no kolen ba equipamento uma laran	90.9	94.1	94.1	0.0%	3.5%	3.48	3.48	0.00
6	SAUDE	105.3	105.3	105.3	0.0%	0.0%	0.88	0.88	0.00
6.1	Produu medicamentos no material equipamentos	104.9	104.9	104.9	0.0%	0.0%	0.55	0.55	0.00
6.2	Doutor no atendimento husi hospital	105.7	105.7	105.7	0.0%	0.0%	0.33	0.33	0.00
7	TRANSPORTASAUN	87.2	87.7	87.7	0.0%	0.6%	6.20	6.20	0.00
7.1	Sosa kareta	100.2	100.0	100.0	0.0%	-0.2%	0.65	0.65	0.00
7.2	Utiliza equipamento transportasaun pessoal	73.2	74.1	74.1	0.0%	1.2%	2.55	2.55	0.00
7.3	Hadia transportasaun	100.0	100.0	100.0	0.0%	0.0%	3.00	3.00	0.00
8	KOMUNIKASAUN	79.5	79.0	79.0	0.0%	-0.6%	1.98	1.98	0.00
8.1	Hadia equipamento telekomunikasaun	79.5	79.0	79.0	0.0%	-0.6%	1.98	1.98	0.00
9	REKREASAUN NO KULTURA	110.5	109.0	109.0	0.0%	-1.4%	3.70	3.70	0.00
9.1	Equipamentos audio visual, fotografian no produs informasaun	97.9	97.0	97.0	0.0%	-0.9%	0.02	0.02	0.00
9.2	Sasan rekreasaun no kultura	108.4	104.2	104.2	0.0%	-3.9%	2.21	2.21	0.00
9.3	Jornal, livru no equipamento hakerek	114.3	117.6	117.6	0.0%	2.9%	1.46	1.46	0.00
10	EDUKASAUN	125.5	125.5	125.5	0.0%	0.0%	3.33	3.33	0.00
10	Edukasaun	125.5	125.5	125.5	0.0%	0.0%	3.33	3.33	0.00
		127.2	127.2	127.2	0.0%	0.0%	2.97	2.97	0.00
		127.2	127.2	127.2	0.0%	0.0%	2.97	2.97	0.00

Periode referensia husi indise: Dezembru 2012 = 100.0

IPK Seri 2, Novembro 2017

9

TABELA 3. EX-DILI - analytical index		Numeru Indise			Mudansa Persentajen		Pontu Kontribuisaun		Mudansa Pontu
		Nov 2016	Out 2017	Nov 2017	Out-17 to Nov-17	Nov-16 to Nov-17	Out 2017	Nov 2017	Out-17 to Nov-17
Novembro 2017									
Grupu Gastu									
a	GRUPU HOTU	105.1	105.7	105.9	0.2%	0.8%	105.7	105.9	0.2
b	GRUPU HOTU LA KONTA UMA	105.1	105.5	105.7	0.2%	0.6%			
1	HAHAN NO BEBIDAS	104.1	104.6	104.9	0.3%	0.8%	78.67	78.91	0.24
1.1	Pao ho hahan husi Fós	116.3	116.3	116.3	0.0%	0.0%	6.07	6.07	0.00
1.2	Fós	94.4	95.6	96.1	0.5%	1.8%	25.61	25.75	0.14
1.3	Na'an	109.4	108.0	110.0	1.9%	0.5%	6.85	6.98	0.13
1.4	Ikan ho hahan tasi	100.9	101.1	101.1	0.0%	0.2%	1.16	1.16	0.00
1.5	Susu ben, keju ho manu tolun	117.6	111.4	114.2	2.5%	-2.9%	0.77	0.79	0.02
1.6	Bokurho mina	104.6	107.5	107.5	0.0%	2.8%	4.56	4.56	0.00
1.7	Frutas	99.7	103.1	100.2	-2.8%	0.5%	1.67	1.62	-0.05
1.8	Vejetais	103.1	103.1	103.1	0.0%	0.0%	19.25	19.25	0.00
1.9	Masin midar, marmelada, bani ben, chocolate	118.7	116.8	116.8	0.0%	-1.6%	4.19	4.19	0.00
1.10	Produu Aihan	125.3	126.7	126.7	0.0%	1.1%	4.93	4.93	0.00
1.11	Café, xá, no cacao	114.8	114.8	114.8	0.0%	0.0%	3.30	3.30	0.00
1.12	Be, Bebidas, jus ai fuan no modo tahan	97.7	95.8	95.8	0.0%	-1.9%	0.22	0.22	0.00
1.13	Hahan preparadu	95.3	95.3	95.3	0.0%	0.0%	0.08	0.08	0.00
2	ALKOHOL HO TABAKU	101.2	101.9	101.9	0.0%	0.7%	7.02	7.02	0.00
2.1	Alkohol	121.4	121.0	120.9	-0.1%	-0.4%	1.94	1.94	0.00
2.2	Tabaku	95.3	96.3	96.3	0.0%	1.0%	5.08	5.08	0.00
3	HATAIS HO SAPATU	114.6	114.3	114.3	0.0%	-0.3%	4.20	4.20	0.00
3.1	Roupa ba mane	113.0	113.0	113.0	0.0%	0.0%	1.00	1.00	0.00
3.2	Roupa ba feto	125.4	125.4	125.4	0.0%	0.0%	0.78	0.78	0.00
3.3	Roupa ba labarik ho bebe	119.7	119.7	119.7	0.0%	0.0%	1.44	1.44	0.00
3.4	Sapatu ho rikuso in rasik	102.9	101.8	101.8	0.0%	-1.1%	0.97	0.97	0.00
4	UMA	104.6	107.2	107.4	0.2%	2.7%	2.63	2.64	0.01
4.1	Aluga uma	97.9	94.1	94.1	0.0%	-3.9%	0.00	0.00	0.00
4.2	Manutensaun no hadiak hela fatin	101.3	99.6	100.1	0.5%	-1.2%	0.69	0.69	0.00
4.3	Be, eletrisidade, gas no sira seluk	105.9	110.2	110.2	0.0%	4.1%	1.94	1.94	0.00
5	MANUTENSAUN RUTINA BA EQUIPAMENTO NO MOBILARIO UMA LARAN	120.3	119.3	119.3	0.0%	-0.8%	3.17	3.17	0.00
5.1	Mobiliario no tekstil uma laran	108.7	108.8	108.8	0.0%	0.1%	0.08	0.08	0.00
5.2	Manutensaun uma laran	131.4	131.6	131.6	0.0%	0.2%	0.26	0.26	0.00
5.3	Sasan no kolen ba equipamento uma laran	120.0	118.9	118.9	0.0%	-0.9%	2.82	2.82	0.00
6	SAUDE	122.0	122.0	122.0	0.0%	0.0%	0.40	0.40	0.00
6.1	Produu medicamentos no material equipamentos	126.5	126.5	126.5	0.0%	0.0%	0.34	0.34	0.00
6.2	Doutor no atendimento husi hospital	100.0	100.0	100.0	0.0%	0.0%	0.06	0.06	0.00
7	TRANSPORTASAUN	101.8	102.4	102.4	0.0%	0.6%	3.43	3.43	0.00
7.1	Sosa kareta	93.6	93.3	93.3	0.0%	-0.3%	0.28	0.28	0.00
7.2	Utiliza equipamento transportasaun pessoal	83.3	85.0	85.0	0.0%	2.0%	1.19	1.19	0.00
7.3	Hadia transportasaun	118.8	118.8	118.8	0.0%	0.0%	1.96	1.96	0.00
8	KOMUNIKASAUN	101.2	98.4	98.4	0.0%	-2.8%	1.37	1.37	0.00
8.1	Hadia equipamento telekomunikasaun	101.2	98.4	98.4	0.0%	-2.8%	1.37	1.37	0.00
9	REKREASAUN NO KULTURA	108.8	108.8	108.8	0.0%	0.0%	3.24	3.24	0.00
9.1	Equipamentos audio visual, fotografian no produs informasaun	109.2	109.2	109.2	0.0%	0.0%	0.00	0.00	0.00
9.2	Sasan rekreasaun no kultura	108.5	108.5	108.5	0.0%	0.0%	2.41	2.41	0.00
9.3	Jornal, livru no equipamento hakerek	109.4	109.4	109.4	0.0%	0.0%	0.83	0.83	0.00
10	EDUKASAUN	152.7	152.7	152.7	0.0%	0.0%	1.34	1.34	0.00
10	Edukasaun	152.7	152.7	152.7	0.0%	0.0%	1.34	1.34	0.00

Periode referencia husi indise: Dezembru 2012 = 100.0

IPK Seri 2, Novembro 2017

10



NOTAS ESPLIKASAUN

NOTA BA UZA NAIN

IPK serie 2 inkorpora rezultadu husi revisaun bo'ot iha serie 1 no troka todan iha IPK Timor Leste. Todan IPK serie 2 baseia ba rezultadu Survei Rendementu no Despeza Uma Kain 2011 (*Household Income and Expenditure Survey 2011*). Informasaun rua ne'ebe publika kona-ba revizaun. Primeru, *'Review of Timor Leste Consumer Price Index 2012: Issues for Consideration'* publika iha Novembru 2012, ne'ebe husu no buka hatene opiniaun uza nain sira kona-ba revisaun no todan foun ne'ebe aplika iha serie 2. Segundu, *'Introduction of the Series 2 Timor Leste Consumer Price Index'* publika iha 17 Maio 2013, kona-ba rezultadu husi faze konsultasaun uza nain sira no desizaun ne'ebe foti kona-ba IPK serie 2. Informasaun rua ne'e bele hare iha portál DGE www.statistics.gov.tl

DESKRISAUN BADAQ BA IPK

IPK sukat mudansa presu kada periodu husi raga produktu no servisu ne'ebe sura proporsaun despeza husi rezidente uma kain. Raga ida ne'e kobre produktu no servisu oin-oin, hanesan iha grupu 10 tur mai ne'e:

1. Hahan no Bebidas laos Alkohol; 2. Alkohol no Tabaku; 3. Hatais no Sapatu; 4. Uma; 5. Manutensaun Rutina no Ekipamentu Uma; 6. Saude; 7. Transporte; 8. Komunikaun; 9. Rekreasun no kultura; 10. Edukasaun.

Informasaun klaru liu tan kona-ba IPK Timor Leste no matadalan ba IPK Timor Leste bele hare iha portál DGE iha www.statistics.gov.tl

PUBLIKASAUN INDISE

Indise Presu Konsumidór produs husi Diresaun Geral Estatística no publika kada fulan.

Indise primeru ne'ebe publika husi DGE maka Indise Presu Konsumedór Timor Leste. Dadus ba indise nasional apreza iha gráfiku no tabela 1 publikasaun.

GDE mos publika indise rua seluk maka hanesan indise Dili ne'ebe reprezenta movimentu presu iha munisípiu Dili no Indise Ex-Dili ne'ebe kobre munisípiu seluk iha Timor Leste. Iha serie indise IPK ne'e kompila uza raga produktu ne'ebe apreza iha tabela 2 no 3 iha publikasaun.

REKOILA PRESU BA IPK

Presu ba produktu no servisu maioria liu kolekta husi staf ou ekipa IPK ne'ebe servisu iha eskritóriu nasional iha Dili. Presu ba produktu husi munisípiu kolekta husi staf sira ne'ebe servisu iha eskritóriu estatística iha kada munisípiu, amostra presu balun kolekta husi survei espesial.

MODELU TODAN

Grupus bot 10 iha IPK serie 2 fahe ba grupu gastu 35 no kada grupu gastu iha todan ketak. Bainhira halo kalkulasiun indise, uza todan iha kada grupu gastu ne'e halo kombinasun ba mudansa presu iha kada grupu gastu. Modelu todan iha IPK serie 2 mos bele haree iha portál DGE iha www.statistics.gov.tl



ANÁLIZA BA MUDANSA PRESU

Mudansa indise husi periodu ba periode bele espresa hanesan mudansa pontu indise ou bele mos mudansa persentajen. Mudansa persentajen kalkula uza movimentu númeru indise rua ne'ebe diferente:

Mudansa entre fulan hanesan kada tinan tutuir malu

Mudansa entre fulan tutuir malu

$$\text{Mudansa persentajen (\%)} = \frac{\text{indise}_t - \text{indise}_{t-1}}{\text{indise}_{t-1}} \times 100\%$$

Ezemplu tuir mai esprika metodu kalkula mudansa pontu indise ou mudansa persentajen entre periode rua:

Indise fulan Janeiro 2013 101,4

Indise fulan janeiro 2012 90,7

$$\text{Mudansa persentajen (\%)} = \frac{101,4 - 90,7}{90,7} \times 100\%$$

$$\text{Mudansa persentajen (\%)} = \frac{10,7}{90,7} \times 100\%$$

$$\text{Mudansa persentajen (\%)} = 0,11797133 \times 100\%$$

$$\text{Mudansa persentajen (\%)} = 11,8\%$$

Kada tabela iha publikasaun fornese detailu konaba análise movimentu iha IPK no inklui mos informasaun ba mudansa iha grupu IPK no mos grupu gastu iha grupu IPK nia laran. Iha tabela ne'e mos hatudu kontribuisaun husi kada grupu gastu ba total IPK. Ezemplu, IPK Timor Leste 2013 hetan kontribuisaun 17,85 pontu indise husi grupu fós no total grupu hotu iha IPK hetan númeru IPK 101,3 iha Janeiro 2013. Iha koluna final hatudu kontribuisaun ba mudansa pontu indise grupu hotu inklui grupu gastu.

RONDE (ROUNDING)

Númeru indise ne'ebe publika babain ronde ba decimal ida, no mudansa persentajen (ronde ba decimal ida) kalkula husi númeru indise ne'ebe ronde tiha ona. Hanesan mos, ida ne'e posivel bele rezutla mudansa persentajen ba nivel grupu IPK diferente ho mudansa persentajen ba nivel indise komponente (ezemplu, mudansa persentajen total grupu hotu iha IPK diferente ho mudansa persentajen ba grupu gastu ne'ebe iha grupu IPK nia laran)

REVIZAUN

Revizaun ba indise orijinal IPK bele halo bainhira iha sirkunstansia exesionál, hanesan atu halo koresaun ba erru signifikante ida. Periodu referensia indise (ezemplu, periodu ne'ebe estabesele valor indise 100.0 iha tinan Dezembru 2012) sei muda periodikamente.

DADUS DISPONIVEL

Hanesan estatistik ou dados ne'ebe hatudu iha publikasaun ida ne'e, iha dados ne'ebe detailu liu tan (iha formatu tempu oin-oin/ in *time seires format*) disponivel iha portal DGE.



**DIRECÇÃO GERAL DE ESTATÍSTICA
TIMOR-LESTE**

**Direcção Geral de Estatística
Rua de Caicoli, Po Box 10
Dili, Timor-Leste
www.statistics.gov.tl**