



INDISE PRESU KONSUMEDOR TIMOR - LESTE, JANEIRO 2014

INTRODUSAUN IPK SERI 2



DIRECÇÃO GERAL DE ESTATÍSTICA
TIMOR-LESTE



Ministerio das Finanças



Title

Indesu Presu Konsumedor Janeiro 2014

Editor

- 1. Eduardo M. Ximenes**
- 2. Botavio Joaquim Alves**
- 3. Fidencio de Araujo**
- 4. Silvino Lopes**


Direcção Geral de Estatística

Rua de Caicoli, PO Box 10

Dili, Timor-Leste

Director Geral de Estatística

Antonio Freitas, SE.MM



www.dne.mof.gov.tl

Sra. Paulina R.C. Viegas
Directora Nacional de Estatística Economia e Socias
No. Telp: + 670 77305918
Direcção Geral de Estatística
Rua de Caicoli, Dili, PO Box 10
Telefone: +670 3311348
email: dne@mof.gov.tl



NOTA

MUDANSA IHA EDISAUN INTRUDUSAUN Laiha
CPI SERI 2

| EDISAUN TUIR MAI | TUIR MAI | DATA REALISA |
|------------------|---------------|------------------|
| | Janeiru 2014 | 18 Febreiru 2014 |
| | Febreiru 2014 | 18 Marsu 2014 |

INFORMASAUN Atu Hatene informasaun kona ba informasaun ne'ebe
iha Relasaun ho IPK, kontaktu

1. Paulina Rita Viegas, Directora DNEES
Email : prviegas@mof.gov.tl, No Telp : 77305918
2. Eduardo Martinho Ximenes, Chefi Dept. Social Economia
Email : emximenes@mof.gov.tl, No Telp. 77339216
3. Fidencio de Araujo
Email : fdearaujo@mof.gov.tl, No Telp. 77376458
4. Botavio J. Alves
Email bjalves@mof.gov.tl No Tlp. 75743383
Email: alvesbotavio@yahoo.com No Telp. 77774333



Antonio Freitas, SE.MM
Director Geral de Estatística





Konteudu

| | | |
|----|---|-------|
| 1. | Konteudu..... | 1 |
| 2. | Numerus Save Janeiru 2014 tuir Grafiku..... | 2 |
| 3. | Pontus Save Janeiru 2014 | 3 |
| 4. | Tabela 1 : Indise Presu Konsumedor (IPK) Timor-Leste fulan Janeiru 2014 | 4-6 |
| 5. | Tabela 2 : Analytiku Indise Rejiaun Dili Fulan Janeiru 2014 | 7-9 |
| 6. | Tabela 3 : Analytiku Indise Ex-Dili fulan Janeiru 2014 | 10-12 |
| 7. | Nota Esplikasaun | 13-14 |



INDISE PRESU KONSUMEDOR TIMOR - LESTE, JANEIRU 2014

INTRODUSAUN IPK SERI 2

Timor-Leste seri 2 edisaun ne'e sei publika kada fulan hahu husi edisaun fulan Janeiru 2013. Sei publika mos analiza mensal husi indise Dili nian no Ex- Dili. Publikasaun hotu-hotu Indise Janeiru 2013 refere fali ba Desembru 2012=100.0 (*hanesan fulan/tinan base ba IPK seri 2*). Tempu seri data nian detailu konaba todan IPK foun, no informasaun seluk relasiona ba movimentu IPK Timor-Leste, bele hare iha DNE website www.dne.mof.gov.tl

NUMERUS SAVE JANEIRU 2014

(a) For March, June, and September 2013, annual percentage changes are calculated on a quarterly basis. For December 2013 onwards

| Indise Presu Konsumedor Timor-Leste | Mensal | Annual (a) |
|---|--------------|--------------|
| | Dezembru -13 | Janeiru - 13 |
| | to | to |
| | Janeiru - 14 | Janeiru - 14 |
| | % Troka | % Troka |
| | | |
| Grupu hotu IPK | 0.3% | 3.0% |
| Grupu hotu la konta uma | 0.3% | 3.0% |
| 1. Hahan no bebidas | 0.4% | 3.5% |
| 2. Alkohol ho tabaku | 0.0% | 12.2% |
| 3. Hatais ho sapatu | 0.0% | 1.4% |
| 4. Uma | 0.0% | 4.0% |
| 5. Manutensaun rutina ba equipamentu no mobiliariu uma kain | 0.2% | 4.0% |
| 6. Saude | 0.0% | 1.8% |
| 7. Transportasaun | 0.0% | 0.1% |
| 8. Komunikasaun | 0.6% | -16.1% |
| 9. Rekreaun no kultura | 0.0% | -0.3% |
| 10. Edukasaun | 1.2% | 1.2% |

annual changes will be calculated on movements between corresponding months of consecutive years.

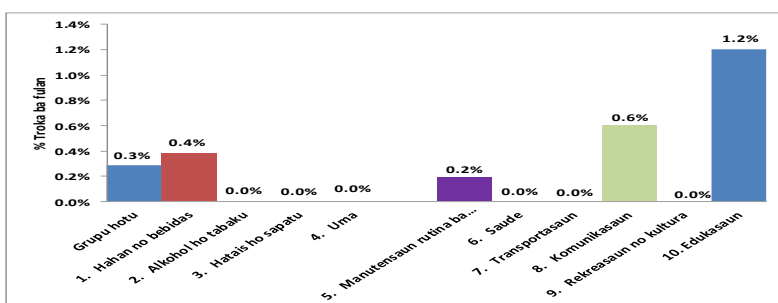
PONTUS SAVE DEZEMBRU 2013

TOTAL GRUPO IPK nebe sae 0.3% iha fulan Janeiru 2014 kompara ba fulan kotuk 0.1% iha fulan Dezembru 2013

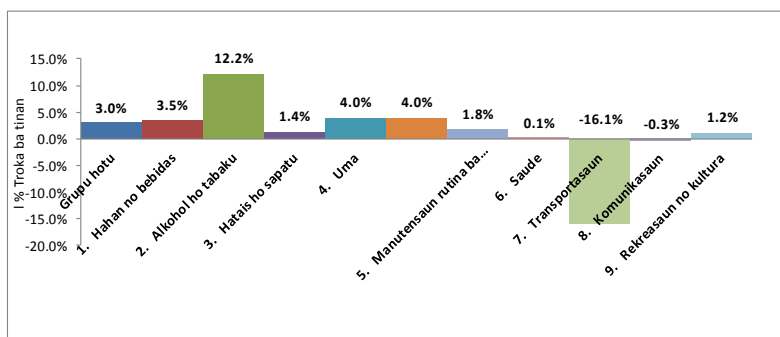
ESPLIKASAUN MOVEMENTASAUN IPK

- Presu sae signifikante iha fulan ida ne'e hanesan grupu hahan no bebidas laos alkoholika (0.4%). Presu sae iha parte primeiru hanesan fos (1.2%), nomos ba pao no serial (1.1%) susuben keju no manu tolu (1.7%) Edukadaun (1.2%). Presu tun singnifikante iha fulan ida hanesan naan (-0.7%), ikan ho hahan tasi (-0.6%).
- Grupu total IPK hotu sae (3.0%) tuir tinan basiku Janeiru 2014 hodi kompara ba (4.0%) tuir tinan baziku Dezembru 2013

PORSENTU IPK TIMOR- LESTE TROKA BA FULAN



PORSENTU IPK TIMOR- LESTE TROKA BA TINAN



| TABELA 1. TIMOR-LESTE CPI | | | INDEX NUMBERS | | | PERCENTAGE CHANGE | | POINTS CONTRIBUTION | | POINTS CHANGE |
|---------------------------|--|--|---------------|------------|------------|-------------------|------------------|-----------------------|------------|------------------|
| Janeiru 2014 | | | | | | Dez-13 to Jan-14 | Jan-13 to Jan-14 | Dez - 2013 Jan - 2014 | Jan - 2014 | Dez-13 to Jan-14 |
| Grupu Gastu | | | Jan - 2013 | Dez - 2013 | Jan - 2014 | Jan-14 | Jan-14 | Dez - 2013 | Jan - 2014 | Jan-14 |
| a | GRUPU HOTU | | 101.3 | 104.0 | 104.3 | 0.3% | 3.0% | 104.0 | 104.3 | 0.3 |
| b | GRUPU HOTU LA KONTA UMA | | 101.3 | 104.0 | 104.3 | 0.3% | 3.0% | | | |
| 1 | HAHAN NO BEBIDAS | | 101.9 | 105.1 | 105.5 | 0.4% | 3.5% | 67.64 | 67.91 | 0.27 |
| 1.1 | Pao ho hahan husi Fós | | 100.5 | 114.2 | 115.5 | 1.1% | 14.9% | 5.09 | 5.15 | 0.06 |
| 1.2 | Fós | | 103.9 | 105.1 | 106.4 | 1.2% | 2.4% | 18.07 | 18.29 | 0.22 |
| 1.3 | Naan | | 103.5 | 106.8 | 106.1 | -0.7% | 2.5% | 8.54 | 8.49 | -0.05 |
| 1.4 | Ikan ho hahan tasi | | 101.0 | 97.2 | 96.6 | -0.6% | -4.4% | 2.60 | 2.58 | -0.02 |
| 1.5 | Susu ben, keju ho manu tolun | | 100.5 | 104.2 | 106.0 | 1.7% | 5.5% | 1.65 | 1.68 | 0.03 |
| 1.6 | Bokurho mina | | 100.3 | 112.7 | 112.7 | 0.0% | 12.4% | 3.68 | 3.68 | 0.00 |
| 1.7 | Frutas | | 100.0 | 108.1 | 108.1 | 0.0% | 8.1% | 2.46 | 2.46 | 0.00 |
| 1.8 | Vejetais | | 101.1 | 104.1 | 104.2 | 0.1% | 3.1% | 16.06 | 16.07 | 0.01 |
| 1.9 | Masin midar, marmelada, bani ben, chocolate | | 102.0 | 101.6 | 101.9 | 0.3% | -0.1% | 3.26 | 3.27 | 0.01 |
| 1.10 | Produtu Aihao | | 99.1 | 97.6 | 97.6 | 0.0% | -1.5% | 2.89 | 2.89 | 0.00 |
| 1.11 | Café, xá, no cacao | | 100.0 | 99.8 | 100.7 | 0.9% | 0.7% | 2.07 | 2.09 | 0.02 |
| 1.12 | Be, Bebidas, jus ai fuan no modo tahan | | 102.3 | 113.3 | 113.4 | 0.1% | 10.9% | 0.75 | 0.75 | 0.00 |
| 1.13 | Hahan preparadu | | 100.0 | 94.0 | 93.8 | -0.2% | -6.2% | 0.51 | 0.51 | 0.00 |
| 2 | ALKOHOL HO TABAKU | | 100.0 | 112.2 | 112.2 | 0.0% | 12.2% | 5.48 | 5.48 | 0.00 |
| 2.1 | Alkohol | | 99.9 | 128.5 | 128.5 | 0.0% | 28.6% | 1.74 | 1.74 | 0.00 |
| 2.2 | Tabaku | | 100.0 | 106.1 | 106.1 | 0.0% | 6.1% | 3.74 | 3.74 | 0.00 |
| 3 | HATAIS HO SAPATU | | 100.1 | 101.5 | 101.5 | 0.0% | 1.4% | 5.93 | 5.93 | 0.00 |
| 3.1 | Ropaba mane | | 100.0 | 100.2 | 100.2 | 0.0% | 0.2% | 1.20 | 1.20 | 0.00 |
| 3.2 | Ropaba feto | | 100.0 | 99.6 | 99.6 | 0.0% | -0.4% | 0.88 | 0.88 | 0.00 |
| 3.3 | Ropaba labarik ho bebe | | 100.3 | 101.5 | 101.5 | 0.0% | 1.2% | 1.98 | 1.98 | 0.00 |
| 3.4 | Sapatu ho rikusoin rasik | | 100.0 | 102.5 | 102.4 | -0.1% | 2.4% | 1.87 | 1.87 | 0.00 |
| 4 | UMA | | 100.2 | 104.2 | 104.2 | 0.0% | 4.0% | 5.91 | 5.92 | 0.01 |
| 4.1 | Aluga uma | | 100.0 | 97.9 | 97.9 | 0.0% | -2.1% | 0.67 | 0.67 | 0.00 |
| 4.2 | Manutensaun no hadiak hela fatin | | 100.6 | 102.8 | 102.8 | 0.0% | 2.2% | 1.44 | 1.44 | 0.00 |
| 4.3 | Be, eletrisidade, gas no sira seluk | | 100.0 | 105.9 | 105.9 | 0.0% | 5.9% | 3.80 | 3.80 | 0.00 |
| 5 | MANUTENSAUN RUTINA BA EQUIPAMENTO NO MOBILARIO UMA LARAN | | 100.1 | 103.9 | 104.1 | 0.2% | 4.0% | 4.31 | 4.32 | 0.01 |
| 5.1 | Mobiliario no tekstil uma laran | | 101.0 | 103.4 | 103.5 | 0.1% | 2.5% | 0.33 | 0.33 | 0.00 |
| 5.2 | Manutensaun uma laran | | 100.0 | 105.4 | 106.3 | 0.9% | 6.3% | 0.38 | 0.39 | 0.01 |
| 5.3 | Material no badaen hadia uma | | 100.0 | 104.0 | 104.1 | 0.1% | 4.1% | 3.60 | 3.61 | 0.01 |
| 6 | SAUDE | | 100.0 | 101.8 | 101.8 | 0.0% | 1.8% | 0.76 | 0.76 | 0.00 |
| 6.1 | Produtu medicamentos no material equipamentos | | 100.0 | 102.7 | 102.7 | 0.0% | 2.7% | 0.49 | 0.49 | 0.00 |
| 6.2 | Doutor no atendimento husi hospital | | 100.0 | 100.0 | 100.0 | 0.0% | 0.0% | 0.27 | 0.27 | 0.00 |
| 7 | TRANSPORTASAUN | | 99.8 | 99.9 | 99.9 | 0.0% | 0.1% | 6.41 | 6.41 | 0.00 |
| 7.1 | Sosa kareta | | 100.0 | 99.1 | 99.1 | 0.0% | -0.9% | 0.58 | 0.58 | 0.00 |
| 7.2 | Utiliza equipamento transportasaun pessoal | | 99.5 | 99.3 | 99.3 | 0.0% | -0.2% | 3.05 | 3.05 | 0.00 |
| 7.3 | Hadia transportasaun | | 100.0 | 100.6 | 100.6 | 0.0% | 0.6% | 2.78 | 2.78 | 0.00 |
| 8 | KOMUNIKASAUN | | 100.0 | 83.4 | 83.9 | 0.6% | -16.1% | 1.93 | 1.94 | 0.01 |
| 8.1 | Hadia equipamento telekomunikasaun | | 100.0 | 83.4 | 83.9 | 0.6% | -16.1% | 1.93 | 1.94 | 0.01 |
| 9 | REKREASAUN NO KULTURA | | 100.5 | 100.2 | 100.2 | 0.0% | -0.3% | 3.33 | 3.33 | 0.00 |
| 9.1 | Equipamentos audio visual, fotografian no produs informasaun | | 100.0 | 101.7 | 101.7 | 0.0% | 1.7% | 0.02 | 0.02 | 0.00 |
| 9.2 | Sasan rekreasaun no kultura | | 100.0 | 98.2 | 98.2 | 0.0% | -1.8% | 2.10 | 2.10 | 0.00 |
| 9.3 | Jornal, livru no equipamento hakerek | | 101.6 | 104.0 | 104.0 | 0.0% | 2.4% | 1.20 | 1.20 | 0.00 |
| 10 | EDUKASAUN | | 100.0 | 100.0 | 101.2 | 1.2% | 1.2% | 2.34 | 2.36 | 0.02 |
| 10.1 | Edukasaun | | 100.0 | 100.0 | 101.2 | 1.2% | 1.2% | 2.34 | 2.36 | 0.02 |

Periode referencia husi indise: Dezemburu 2012 = 100.0

| TABELA 2. DILI - analytical index | | | | | | | | | |
|-----------------------------------|--|---------------|------------|------------|-------------------|--------|----------------------|------------|---------------|
| Janeiru 2014 | | | | | | | | | |
| | | INDEX NUMBERS | | | PERCENTAGE CHANGE | | POINTS CONTRIBU-TION | | POINTS CHANGE |
| | | | | | Dez-13 | Jan-13 | | | Dez-13 |
| | | Jan - 2013 | Dez - 2013 | Jan - 2014 | to | to | Dez - 2013 | Jan - 2014 | to |
| Grupo Gastu | | | | | Jan-14 | Jan-14 | | | Jan-14 |
| a | GRUPU HOTU | 101.4 | 104.0 | 104.1 | 0.1% | 2.7% | 104.0 | 104.1 | 0.1 |
| b | GRUPU HOTU LA KONTA UMA | 101.5 | 104.3 | 104.5 | 0.2% | 3.0% | | | |
| 1 | HAHAN NO BEBIDAS | 102.3 | 105.8 | 106.0 | 0.2% | 3.6% | 65.47 | 65.61 | 0.14 |
| 1.1 | Pao ho hahan husi Fós | 100.2 | 113.6 | 115.1 | 1.3% | 14.9% | 4.88 | 4.94 | 0.06 |
| 1.2 | Fós | 104.5 | 108.3 | 109.2 | 0.8% | 4.5% | 16.31 | 16.45 | 0.14 |
| 1.3 | Naan | 104.5 | 107.5 | 106.6 | -0.8% | 2.0% | 8.98 | 8.91 | -0.07 |
| 1.4 | Ikan ho hahan tasi | 101.0 | 96.8 | 96.1 | -0.7% | -4.9% | 2.91 | 2.89 | -0.02 |
| 1.5 | Susu ben, keju ho manu tolu | 100.5 | 103.9 | 105.9 | 1.9% | 5.4% | 1.85 | 1.89 | 0.04 |
| 1.6 | Bokurho mina | 101.2 | 114.2 | 114.2 | 0.0% | 12.8% | 3.48 | 3.48 | 0.00 |
| 1.7 | Frutas | 100.1 | 109.5 | 109.5 | 0.0% | 9.4% | 2.64 | 2.64 | 0.00 |
| 1.8 | Vejetais | 101.4 | 104.9 | 104.9 | 0.0% | 3.5% | 15.48 | 15.48 | 0.00 |
| 1.9 | Masin midar, marmelada, bani ben, choco-late | 102.5 | 98.7 | 98.7 | 0.0% | -3.7% | 3.08 | 3.08 | 0.00 |
| 1.10 | Produtu Aihan | 99.4 | 94.0 | 94.0 | 0.0% | -5.4% | 2.59 | 2.59 | 0.00 |
| 1.11 | Café, xá, no cacao | 100.0 | 94.9 | 94.9 | 0.0% | -5.1% | 1.80 | 1.80 | 0.00 |
| 1.12 | Be, Bebidas, jus ai fuan no modo tahan | 102.4 | 114.0 | 114.0 | 0.0% | 11.3% | 0.87 | 0.87 | 0.00 |
| 1.13 | Hahan preparadu | 100.0 | 93.9 | 93.9 | 0.0% | -6.1% | 0.60 | 0.60 | 0.00 |
| 2 | ALKOHOL HO TABAKU | 100.0 | 112.2 | 112.2 | 0.0% | 12.2% | 4.98 | 4.98 | 0.00 |
| 2.1 | Alkohol | 99.9 | 129.9 | 129.9 | 0.0% | 30.0% | 1.69 | 1.69 | 0.00 |
| 2.2 | Tabaku | 100.0 | 104.8 | 104.8 | 0.0% | 4.8% | 3.29 | 3.29 | 0.00 |
| 3 | HATAIS HO SAPATU | 100.0 | 100.8 | 100.8 | 0.0% | 0.8% | 6.38 | 6.38 | 0.00 |
| 3.1 | Ropaba mane | 100.0 | 99.2 | 99.2 | 0.0% | -0.8% | 1.25 | 1.25 | 0.00 |
| 3.2 | Ropaba feto | 100.0 | 98.2 | 98.2 | 0.0% | -1.8% | 0.92 | 0.92 | 0.00 |
| 3.3 | Ropaba labarik ho bebe | 100.0 | 101.1 | 101.1 | 0.0% | 1.1% | 2.14 | 2.14 | 0.00 |
| 3.4 | Sapatu ho rikusoin rasik | 100.0 | 102.6 | 102.6 | 0.0% | 2.6% | 2.07 | 2.07 | 0.00 |
| 4 | UMA | 100.1 | 104.1 | 104.1 | 0.0% | 4.0% | 6.64 | 6.64 | 0.00 |
| 4.1 | Aluga uma | 100.0 | 97.9 | 97.9 | 0.0% | -2.1% | 0.82 | 0.82 | 0.00 |
| 4.2 | Manutensaun no hadiak hela fatin | 100.5 | 102.3 | 102.3 | 0.0% | 1.8% | 1.60 | 1.60 | 0.00 |
| 4.3 | Be, eletrisidade, gas no sira seluk | 100.0 | 105.9 | 105.9 | 0.0% | 5.9% | 4.22 | 4.22 | 0.00 |
| 5 | MANUTENSAUN RUTINA BA EQUI-PAMENTO NO MOBILARIO UMA LARAN | 100.1 | 103.1 | 103.1 | 0.0% | 3.0% | 4.61 | 4.61 | 0.00 |
| 5.1 | Mobilario no tekstil uma laran | 100.9 | 103.2 | 103.2 | 0.0% | 2.3% | 0.38 | 0.38 | 0.00 |
| 5.2 | Manutensaun uma laran | 100.0 | 105.2 | 105.2 | 0.0% | 5.2% | 0.42 | 0.42 | 0.00 |
| 5.3 | Material no badaen hadia uma | 100.0 | 102.9 | 102.9 | 0.0% | 2.9% | 3.81 | 3.81 | 0.00 |
| 6 | SAUDE | 100.0 | 100.0 | 100.0 | 0.0% | 0.0% | 0.84 | 0.84 | 0.00 |
| 6.1 | Produtu medicamentos no material equi-pamentos | 100.0 | 100.0 | 100.0 | 0.0% | 0.0% | 0.52 | 0.52 | 0.00 |
| 6.2 | Doutor no atendimento husi hospital | 100.0 | 100.0 | 100.0 | 0.0% | 0.0% | 0.32 | 0.32 | 0.00 |
| 7 | TRANSPORTASAUN | 99.6 | 99.3 | 99.3 | 0.0% | -0.3% | 7.03 | 7.03 | 0.00 |
| 7.1 | Sosa kareta | 100.0 | 99.1 | 99.1 | 0.0% | -0.9% | 0.64 | 0.64 | 0.00 |
| 7.2 | Utiliza equipamento transportasaun pes-soal | 99.2 | 98.6 | 98.6 | 0.0% | -0.6% | 3.39 | 3.39 | 0.00 |
| 7.3 | Hadia transportasaun | 100.0 | 100.0 | 100.0 | 0.0% | 0.0% | 3.00 | 3.00 | 0.00 |
| 8 | KOMUNIKASAUN | 100.0 | 82.7 | 82.7 | 0.0% | -17.3% | 2.07 | 2.07 | 0.00 |
| 8.1 | Hadia equipamento telekomunikasaun | 100.0 | 82.7 | 82.7 | 0.0% | -17.3% | 2.07 | 2.07 | 0.00 |
| 9 | REKREASAUN NO KULTURA | 100.0 | 100.3 | 100.3 | 0.0% | 0.3% | 3.40 | 3.40 | 0.00 |
| 9.1 | Equipamentos audio visual, fotografian no produs informasaun | 100.0 | 101.5 | 101.5 | 0.0% | 1.5% | 0.02 | 0.02 | 0.00 |
| 9.2 | Sasan rekreasaun no kultura | 100.0 | 98.5 | 98.5 | 0.0% | -1.5% | 2.09 | 2.09 | 0.00 |
| 9.3 | Jornal, livru no equipamento hakerek | 100.0 | 103.3 | 103.3 | 0.0% | 3.3% | 1.29 | 1.29 | 0.00 |
| 10 | EDUKASAUN | 100.0 | 100.0 | 100.0 | 0.0% | 0.0% | 2.65 | 2.65 | 0.00 |
| 10.1 | Edukasaun | 100.0 | 100.0 | 100.0 | 0.0% | 0.0% | 2.65 | 2.65 | 0.00 |

Periode referencia husi indise: Dezembru 2012 = 100.0

| TABELA 3. EX-DILI - analytical index | | | | | | | | | |
|--------------------------------------|--|---------------|-------------|-----------|-------------------|------------------|----------------------|-----------|------------------|
| Janeiru 2014 | | | | | | | | | |
| Grupu Gastu | | INDEX NUMBERS | | | PERCENTAGE CHANGE | | POINTS CONTRIBU-TION | | POINTS CHANGE |
| | | Jan - 2013 | Dez - 2 013 | Jan- 2014 | Dez-13 to Jan-14 | Jan-13 to Jan-14 | Dez - 2013 Jan- 2014 | Jan- 2014 | Dez-13 to Jan-14 |
| a | GRUPU HOTU | 100.6 | 103.8 | 104.9 | 1.1% | 4.3% | 103.8 | 104.9 | 1.1 |
| b | GRUPU HOTU LA KONTA UMA | 100.6 | 103.7 | 104.9 | 1.2% | 4.3% | | | |
| 1 | HAHAN NO BEBIDAS | 100.5 | 103.0 | 104.2 | 1.2% | 3.7% | 77.55 | 78.43 | 0.88 |
| 1.1 | Pao ho hahan husi Fós | 101.4 | 116.1 | 116.4 | 0.3% | 14.8% | 6.07 | 6.08 | 0.01 |
| 1.2 | Fós | 102.4 | 97.5 | 99.8 | 2.4% | -2.5% | 26.13 | 26.74 | 0.61 |
| 1.3 | Naan | 97.6 | 103.2 | 103.2 | 0.0% | 5.7% | 6.55 | 6.55 | 0.00 |
| 1.4 | Ikan ho hahan tasi | 101.2 | 101.5 | 101.5 | 0.0% | 0.3% | 1.17 | 1.17 | 0.00 |
| 1.5 | Susu ben, keju ho manu tolon | 100.6 | 107.1 | 107.1 | 0.0% | 6.5% | 0.74 | 0.74 | 0.00 |
| 1.6 | Bokurho mina | 97.3 | 108.2 | 108.4 | 0.2% | 11.4% | 4.60 | 4.61 | 0.01 |
| 1.7 | Frutas | 100.0 | 100.8 | 100.8 | 0.0% | 0.8% | 1.63 | 1.63 | 0.00 |
| 1.8 | Vejetais | 99.9 | 100.1 | 100.6 | 0.5% | 0.7% | 18.69 | 18.78 | 0.09 |
| 1.9 | Masin midar, marmelada, bani ben, choco-late | 100.0 | 113.9 | 115.3 | 1.2% | 15.3% | 4.09 | 4.13 | 0.04 |
| 1.10 | Produtu Aihan | 98.1 | 109.3 | 109.3 | 0.0% | 11.4% | 4.26 | 4.26 | 0.00 |
| 1.11 | Café, xá, no cacao | 100.0 | 115.0 | 118.6 | 3.1% | 18.6% | 3.30 | 3.41 | 0.11 |
| 1.12 | Be, Bebidas, jus ai fuan no modo tahan | 100.0 | 103.6 | 105.6 | 1.9% | 5.6% | 0.24 | 0.25 | 0.01 |
| 1.13 | Hahan preparadu | 100.0 | 96.0 | 89.9 | -6.4% | -10.1% | 0.08 | 0.08 | 0.00 |
| 2 | ALKOHOL HO TABAKU | 100.0 | 112.8 | 112.8 | 0.0% | 12.8% | 7.76 | 7.76 | 0.00 |
| 2.1 | Alkohol | 100.0 | 123.4 | 123.4 | 0.0% | 23.4% | 1.98 | 1.98 | 0.00 |
| 2.2 | Tabaku | 100.0 | 109.7 | 109.7 | 0.0% | 9.7% | 5.78 | 5.78 | 0.00 |
| 3 | HATAIS HO SAPATU | 100.8 | 105.0 | 104.7 | -0.3% | 3.9% | 3.85 | 3.84 | -0.01 |
| 3.1 | Ropaba mane | 100.0 | 105.7 | 105.7 | 0.0% | 5.7% | 0.94 | 0.94 | 0.00 |
| 3.2 | Ropaba feto | 100.0 | 109.0 | 109.0 | 0.0% | 9.0% | 0.68 | 0.68 | 0.00 |
| 3.3 | Ropaba labarik ho bebe | 102.7 | 104.5 | 104.5 | 0.0% | 1.8% | 1.25 | 1.25 | 0.00 |
| 3.4 | Sapatu ho rikuso in rasik | 99.8 | 102.1 | 101.0 | -1.1% | 1.2% | 0.98 | 0.97 | -0.01 |
| 4 | UMA | 100.6 | 106.7 | 107.0 | 0.3% | 6.4% | 2.62 | 2.62 | 0.00 |
| 4.1 | Aluga uma | 100.0 | 97.9 | 97.9 | 0.0% | -2.1% | 0.00 | 0.00 | 0.00 |
| 4.2 | Manutensaun no hadiak hela fatin | 101.3 | 107.6 | 107.6 | 0.0% | 6.2% | 0.74 | 0.74 | 0.00 |
| 4.3 | Be, eletrisidade, gas no sira seluk | 100.4 | 106.4 | 106.8 | 0.4% | 6.4% | 1.87 | 1.88 | 0.01 |
| 5 | MANUTENSAUN RUTINA BA EQUI-PAMENTO NO MOBILARIO UMA LARAN | 100.1 | 110.7 | 112.2 | 1.4% | 12.1% | 2.93 | 2.97 | 0.04 |
| 5.1 | Mobiliario no tekstil uma laran | 101.8 | 108.2 | 111.7 | 3.2% | 9.7% | 0.08 | 0.09 | 0.01 |
| 5.2 | Manutensaun uma laran | 100.0 | 107.6 | 116.7 | 8.5% | 16.7% | 0.21 | 0.23 | 0.02 |
| 5.3 | Material no badaen hadia uma | 100.0 | 111.0 | 111.8 | 0.7% | 11.8% | 2.63 | 2.65 | 0.02 |
| 6 | SAUDE | 100.0 | 122.0 | 122.0 | 0.0% | 22.0% | 0.40 | 0.40 | 0.00 |
| 6.1 | Produtu medicamentos no material equi-pamentos | 100.0 | 126.5 | 126.5 | 0.0% | 26.5% | 0.34 | 0.34 | 0.00 |
| 6.2 | Doutor no atendimento husi hospital | 100.0 | 100.0 | 100.0 | 0.0% | 0.0% | 0.06 | 0.06 | 0.00 |
| 7 | TRANSPORTASAUN | 101.2 | 105.3 | 105.5 | 0.2% | 4.2% | 3.53 | 3.53 | 0.00 |
| 7.1 | Sosa karetá | 100.0 | 98.6 | 98.6 | 0.0% | -1.4% | 0.30 | 0.30 | 0.00 |
| 7.2 | Utiliza equipamento transportasaun pes-soal | 102.8 | 106.3 | 106.7 | 0.4% | 3.8% | 1.49 | 1.49 | 0.00 |
| 7.3 | Hadia transportasaun | 100.0 | 105.7 | 105.7 | 0.0% | 5.7% | 1.74 | 1.74 | 0.00 |
| 8 | KOMUNIKASAUN | 100.0 | 89.4 | 93.9 | 5.0% | -6.1% | 1.25 | 1.31 | 0.06 |
| 8.1 | Hadia equipamento telekomunikasaun | 100.0 | 89.4 | 93.9 | 5.0% | -6.1% | 1.25 | 1.31 | 0.06 |
| 9 | REKREASAUN NO KULTURA | 103.4 | 100.3 | 100.3 | 0.0% | -3.0% | 2.99 | 2.99 | 0.00 |
| 9.1 | Equipamentos audio visual, fotografian no produs informasaun | 100.0 | 109.2 | 109.2 | 0.0% | 9.2% | 0.00 | 0.00 | 0.00 |
| 9.2 | Sasan rekreasaun no kultura | 100.0 | 97.1 | 97.1 | 0.0% | -2.9% | 2.15 | 2.15 | 0.00 |
| 9.3 | Jornal, livru no equipamento hakerek | 113.2 | 109.4 | 109.4 | 0.0% | -3.4% | 0.83 | 0.83 | 0.00 |
| 10 | EDUKASAUN | 100.0 | 100.0 | 118.3 | 18.3% | 18.3% | 0.87 | 1.03 | 0.16 |
| 10.1 | Edukasaun | 100.0 | 100.0 | 118.3 | 18.3% | 18.3% | 0.87 | 1.03 | 0.16 |



NOTAS ESPLIKASAUN

NOTAS BA USA NAIN SIRA

Timor-Leste IPK Seri 2 hamutuk ho resultadu husi revisaun bot ho nia todan (*weight*) husi IPK Timor-Leste. Weight foun baseia ba weight resultadu pesquisa konaba rendimentu no despesas/gastus umakain 2011. Iha papel informasaun rua konaba revisaun: *Primeiru* revisaun IPK Timor-Leste 2012. Isu ba konsiderasaun publika ona iha Novembru 2012 hodi buka visaun husi usanain konaba espasu ba isu konsiderasaun iha revisaun no exercisiu troka todan (*Weight*). *Segundu* Introdusaun konaba seri 2 IPK Timor-Leste nebe publika ona iha 17 de Maio 2013 hato'o ona resultadu ba usanain sira iha fase konsultasaun hodi foti desisaun final kona ba IPK foun, hamutuk ho informasaun iha troka weight tuir pola no klasifikasaun foun nebe introdus iha IPK seri 2. Papel informasaun rua ne'e bele hetan iha website DNE iha www.dne.mof.gov.tl.

ESPLIKASAUN KONA BA IPK

Indise Presu Konsumidor (IPK) sukat movimentu presu tuir tempu iha grupu sasan ho servisu tuir proporsional presu as husi despesas/gastus ba umakain privadu tuir sira nia hela fatin. Grupu ne'e akumulasaun sasan ho servisu, mak hanesan grupu sanulu iha kraik. Hahan no laos bebidas alkohol; 2. Alkohol ho tabaku; 3. Hatais ho sapatu; 4. Uma; 5. Mobiliariu, Equipamentus uma kain no manutensaun rutina uma kain; 6. Saude; 7. Transportasaun; 8. Komunikaun; 9. Rekreaun no kultura; 10. Edukasaun. Informasaun kompletu ba IPK Timor-Leste esplika iha liatudun IPK Timor-Leste no mos bele download husi DNE website iha www.dne.mof.gov.tl

INDISE PUBLIKASAUN

Numerus IPK ne'e produs husi Direccão Geral de Estatística DGE publika kada fulan antes loron ikus ba fulan refere.

Primeiru Indise publika husi DGE maka IPK Timor - Leste. Data husi Indise Nasional ida ne'e hatudu iha numeru save no tabela 1 husi publikasun ida ne'e.

DGE mos publika Indise rua hanesan segundu Indise ba analitiku Indise – Ida representa movimentu presu iha Dili no ida seluk representa movimentu presu distritus iha Timor-Leste (Ex-Dili). Analitiku seri sira ne'e kompila husi subset husi grupu IPK no hatudu iha tabela 2 ho 3 iha publikasaun ida ne'e.

KOLEKTA PRESU BA IPK

Atu kolekta presu hahu uluk husi treinamentu ba pesoal staf kolektor iha base nebe hala'o husi DGE iha Dili.

Kolekta presus iha distritus halao husi staf DGE Agencia, maibe iha presu balu kolekta husi survey special.

MODELU TODAN (weighting)

Iha Despesa/gastus 35 (hanesan kategoria, husi Item) iha IPK seri 2 no kada klase ba despesas/gastus iha ninia todan(weight), atu sukat ninia importancia relative. Iha kalkula Indise, troka presu ba variedade klase despesas/gastus iha kombinasun hodi usa todan (weight). IPK seri 2 modelu todan (weighting) hanesan mos iha DNE website www.dne.mof.gov.tl.

ANALISA BA MOVIMENTU IPK

Movimentu iha Indise husi periode Ida ba periode seluk bele expresa husi troka iha pontu Indise ka troka presentagen. Troka presentagen hanesan kalkulasaun atu hatudu/ilustra diferencia rua husi movimentasaun iha numeru indise.

- Movimentasaun entre korespondenti fulan husi tinan tutuir malu (*consecutive*).
- Movimentasaun entre fulan tutuir malu (*consecutive*).

Exemplu tuir mai hatudu/ilustra methode atu kalkula troka iha pontu indise no presentagen troka entre periode Rua.

| | |
|--|---------|
| Grupo IPK hotu: Numeru Indise Dili | |
| Janeiru 2013 | 101.4 |
| Antes Janeiru 2012 | 90.7 |
| Troka iha Pontus Indise | 10.7 |
| Persentagen troka $10.7/90.7 \times 100$ | = 11.8% |

Tabela idak-idak iha publikasaun ida ne'e prepara analisa detailu husi movimentu iha IPK husi periode antes, inklui informasaun iha movimentu ba grupu ho klase despesas/gastus. Ida ne'e hatudu mos kontribuisaun ho idak-idak nian ba total IPK. Hanesan klase despesas/gastus fos 2013 Timor-Leste fo kontribuisaun 17.85 pontus indise ba total grupu hotu ho numeru 101.3 ba Janeiru 2013. Ba koluna final hatudu kontribuisaun atu troka iha grupu hotu Pontus Indise ba grupu idak-idak ho Klase despesas/gastus.

ROUNDING (PEMBULATAN)

Publikasaun numeru indise ho decimal ida, (no troka percentagen mos ho decimal ida) ne'e kalkula husi pembulatan numeru indise. Iha kazu balu, ida ne'e bele resultadu iha troka persentagen ba level total grupu indise bele sai husi range troka persentagen ba level komponente indise.

KONABA REVISAUN

IPK indise original hala'o deit revisaun bainhira iha exceptional circunstancia, konaba sala nebe signifikante. Hanesan iha kazu ho presu indise hotu-hotu, iha reference periode indise, (exemplu iha periode nebe indise iha set igual 100.0) sei troka iha periodikamente.

DADUS NIA FATIN

Diak tebes, Estatistika inklui iha Publikasaun ida ne'e, iha ne'e dadus detailu liu (iha formatu tuir tempu seri) husi indise idak-idak bele download husi website DNE.



Direcção Geral de Estatística
Rua de Caicoli, Po Box 10
Dili, Timor-Leste
www.dne.mof.gov.tl
dne@mof.gov.tl

DIRECÇÃO GERAL DE ESTATÍSTICA
TIMOR-LESTE