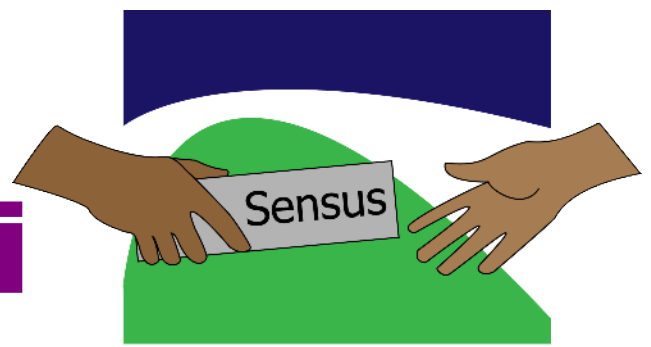


Sensus Fo Fila Fali 2015



Fo Fila Fali



Ossorua
Municípiu Viqueque



Kreditu ba Foto:

©DJ Estatistika ba maioria fotografia ne'ebé uza iha publikasaun ida ne'e, no mos foto frontal/iha oin no iha Kapa Traseira

©GKI-MF ba foto iha Pajina 29

©Hospital Distritu Suai ba Foto iha Pajina 29

©UNFPA/Timor-Leste ba Foto iha Pajina 29



Fo Fila Fali

Konteudu

Kona ba estatistikas iha Relatoriu ida ne'e:	2
Introdusaun	2
Sumáriu ba Munisipalidade	4
Populasaun ho uma-kain	6
Mane no Feto	6
Mane no Feto nia tinan	7
Labarik ho idade < 5 ho sertifikadu moris nian	8
Taxa joven ne'ebé hatene lee no hakerek: idade 15-24	9
Taxa adultus ne'ebé hatene lee no hakerek: idade > 15	10
Lia inan	11
Edukasaun: Frekuensia Eskola	12
Nivel edukasaun ne'ebé mak hetan (Acaba) > idade 3	13
Taxa atendementu likidu iha ensinu báziku: idade 6:14	14
Forsa traballu potensial	15
Empregu	16
Animal ne'ebé hakiak	17
Proporsaun ba uma privadu ne'ebé envolve iha diversifika produsaun plantasaun	18
Proporsaun ba uma privadu ne'ebé envolve iha tipu oin-oin kona-ba kolleita	19
Produtividade agrikultura ba uma kain	20
Kondisaun una - ho muru externa	21
Kondisaun uma - ho kakuluk	22
Kondisaun uma - ho lantai	23
Saneamentu	24
Fonte husi bee-hemu	25
Fonte enerjia ba ahi-oan	26
Fonte enerjia ba tein	27
Sasan luxu	28
Partu ne'ebé hetan asisténsia husi fornecedor saúde kualifikadu	29
Indikador Estatistika seluk	30
Mapa ba Kiak nian	31

Introdusaun

Husi restaurasaun idependesia, ita realiza ona Sensus tolu. Dauluk iha 2004, tuir fali iha 2010 no ikus liu iha 2015.

Sensus hanesan ezersisio koleta dadus importante ida iha Timor-Leste tambá koko foti dadus husi sidadaun Timor-oan hotu relasiona ho sira nia kondisaun moris no desenvolvimentu. Iha 2010, Ministeriu Finansas (MF) desidi katak hafoin koleta dadus tomak husi Sensus, ita tenke fó fila fali ba ema hotu ne'ebe hola parte iha prosesu ida ne'e. Ema prezisa hatene sira nia estatistikas. So hanesan ne'e maka sira bele hola parte iha tomada-desizaun ka informa diskusaun iha sira nia prosesu desenvolvimentu rasik. Nune'e, iha 2011, ita publika relatoriu dauluk *Sensus Fo Fila Fali* (SFFF).

Timor-Leste hakat dok ona desde ke ita restaura ita nia Ukun-aan. Timor-oan sira interesadu tebetebes iha desenvolvimentu. Ema hotu hakarak hola parte iha prosesu desenvolvimentu. Relatoriu Avaliasaun kona ba Sustantabilidade Dezenvolvimentu Ekonomiku 2016 ne'ebe fo sae iha Forum Ekonomiku Mundial hatete katak Timor-Leste hetan fatin 7 iha nasaun 160 nia laran kona ba progresu makaas ne'ebe Timor-Leste halu hodi transforma nia kreximentu ekonomiku ba hadia povo nia moris iha periodu 2006 to'o 2014 nia laran. Relatoriu Kiak ne'ebe foin sae konfirma mos katak Timor-Leste halo parte nasaun sira ne'ebe hatun numeru ema kiak lalais liu iha periodu hanesan.

Sensus 2015 observa Timor-oan besik 5,000 baku odamatan iha uma-kain 204,597 atu foti informasaun kona ba sira nia situaun iha áreas hanesan edukasaun, saúde, saneamentu, kondisaun uma, asesu ba enerjia mos, we'e mos atu hemu, no seluk tan. Sensus 2015 revela mos katak agora daudaun Timor-oan 1,183, 643 moris iha rai-laran kompara ho 1,066,406 iha 2010.

Iha sira nia publikasaun darua, Diresaun Geral Estatistikas iha MF prepara ona Relatoriu SFFF 2015, ne'ebe buka atualiza no kompara ho informasaun hirak ne'ebe iha Relatoriu SFFF 2010. SFFF tau hamukuk dadus importante tebes ne'ebe relasiona diretu ho kondisaun moris uma-kain Timor-oan sira iha nivel suku.

Hatò ba ita kondisaun suku ida-idak nian oinsá iha setor edukasaun, ka habitasaun, ka saneamentu, ka enerjia mós no seluk seluk tan.

Husi relatoriu SFFF, Timor-oan ida-idak bele hetan informasaun hanesan ema nain hira maka moris iha nia Suku, hirak maka ba eskola, hirak maka labele ba eskola, hirak maka servisu, uma-kain hira mak iha asesu ba we'e mos atu hemu, nsst. Relatoriu SFFF fó mós oportunidade ba suku ida kompara nia dezempenhu ho suku seluk. Ema mós bele kompara sira nia kondisaun moris ho sira ne'ebe iha nivel munisipiu ka nasional.

Kartaun pontuasaun ne'ebe uza iha kor lima hanesan explika iha kraik, ne'ebe aplika ba setor hotuhotu. Liu husi mekanismu ne'e, hein katak relatoriu SFFF sei tulun lider lokal sira hodi jere diak liu tan sira nia suku.

Munisipalidade sira bele uza mós relatoriu SFFF atu tulun hetan resultadus. Sira bele uza informasaun iha relatoriu ne'e atu kordena asistensia husi doadores no husi sira nia rekursus rasik hanesan sira nia orsamentu. Sira bele uza mós informasaun ne'e atu monitoriza progresu iha sira nia suku, por exemplu, oinsá estudante sira nia dezempenhu iha eskola? Tansá maka barak la ramata eskola? Tansá numeru ema la hatene lé no hakerek aumenta ka la tun lalais? Nomos, ajensia nasional sira bele uza informasaun ne'e atu fo premiu ba esforsu hirak ne'ebe diak liu. Bele programa alokasaun orsamentu ba tulun sira ne'ebe prezisa liu, maibe ao mesmu tempu, bele uza dadus atu recompensa dezempenhu diak.

Hirak ne'e hanesan razaun balu deit tansá produsaun dadus ne'e importante tebes ba ita nia lider hotu – husi Nasional, Munisipiu to Suku – tamba ferramenta ida ne'e bele tulun sira hola desizaun informadu no oinsá bele hadia resultadus desenvolvimentu iha sira nia area responsabilidade.

SFFF hanesan kreditu positivu ida ba dedikasaun no esforsu makas husi ekipa Diresaun Jeral Estatistikas, ne'ebe halo mehi ne'e akontese. Lori Ministeriu Finansas nia naran, hau hakarak expresa hau nia agradesimentu boot ba ita boot sira hotu - no ita nia parseiru dexenvolvimentu, liu-liu sira ne'ebe kontribui ba halo Relatoriu SFFF 2015 realidade ida.

Santina JRF Viegas Cardoso,
Ministra Finansas, RDTL

Kona ba estatistikas iha Relatoriu ida ne'e:

- Estatistikas 2010 nian reprezenta iha kaixa kloridu no nia grafiku kiik liu 2015 nian
- Karik la espesifika, entaun estatistikas hirak ne'e pertense ba suku refere iha Relatoriu
- Kor karatun Pontuasaun
 - Kor **MEAN** hatudu katak numeru populasaun kiik liu 20% maka dehan katak sira iha asesu ba servisu ida ne'e
 - Kor **ROZA** hatudu katak numeru populasaun 20% too 39.9% maka dehan katak sira iha asesu ba servisu ida ne'e
 - Kor **KINUR** hatudu katak numeru populasaun 40% too 59.9% maka dehan katak sira iha asesu ba servisu ida ne'e
 - Kor **VERDE NAROMAN** hatudu katak numeru populasaun 60% too 79.9% maka dehan katak sira iha asesu ba servisu ida ne'e
 - Kor **VERDE TUAN** hatudu katak numeru populasaun 80% ba leten maka dehan katak sira iha asesu ba servisu ida ne'e
- Produtividade – aumentu inventoriu ne'ebe defini husi numeru animal iha uma-kain idaidak

Porsentu (%)

	0.0 - 19.9
	20.0 - 39.9
	40.0 - 59.9
	60.0 - 79.9
	80.0 - 100.0

Oinsá Viqueque moris desde ita fo sai Relatóriu Sensus Fo Fila Fali (SFFF) iha 2010? Ita ezamina saida mak akontese iha Viqueque iha tinan 5 liu ba.

Viqueque agora Munisipalidade ida maibé kontinua iha nafatin Postu Administrativu 5 no Sukus 35. Populasaun Viqueque aumenta ema 5,997 husi 70,036 iha 2010 ba 76,033 iha 2015. Numeru total uma-kain aumenta mos husi 13,807 ba 15,297. Populasaun total iha feto 37,902 ka 50%, enkuantu 9,351 ka 12% iha tinan 60 ka liu. Ema 43,902 ka 58% moris iha tinan kiik liu 25. 9,341 ka 12% moris iha tinan 5 liu ba nia laran.

Metodolojia uza atu sukat dezvoltamentu hanesan padraun ne'ebé uza iha Munisipalidade hotu. Ba Munisipalidade ida-idak, sei fo pontuasaun ba grupu indikador 20 ba 2010 ho 2015 no rezultadu sei soma hamutuk hotu atu determina se Munisipalidade experimenta dezvoltamentu forte ka fraku entre 2010 ho 2015. Iha nível Munisipalidade, indikador hetan kor mean se kobertura husi indikador dezvoltamentu kiik liu 20%. Kodigu kor mean, roza, kinur, matak-klaru ho matak-nakukun hatudu aumentu kobertura husi indikador dezvoltamentu. Dezvoltamentu iha objetivu atu hetan kor matak-nakukun tanba ida ne'e hatudu katak Munisipalidade dezempeña diak iha indikador espesifiku ida. Einjeral, bainhira indikador barak hetan kor mean, roza ka kinur ne'e dehan katak Munisipalidade "ladun-dezenvolve", no bainhira indikador barak hetan kor matak-klaru ho matak-nakukun ida ne'e dehan katak Munisipalidade "dezenvolve-liutuan".

Tabela iha kraik halo nu'usá atribui kor oin-oin ba pontuasaun ida-idak no agredadu ba munisipalidade ida-idak.

Pontuasaun Indikador	Kodigu Kor Indikador	Pontuasaun agregadu ba munisipalidade
< 20%		Ladun-dezemvolve
20-39.9%		
40-59.9%		
60-79.9%		Dezemvolve-liutan
>80%		

Bele halo komparasaun husi rezultadu iha 2010 ho 2015 atu determina oinsá Munisipalidade ida-idak dezenvolve a'an no kompara entre Munisipalidade sira iha 2015 atu haree Munisipalidade ne'ebé maka dezvoltavidu liutan ka ladun.

Tabela iha kraik apresenta sumáriu ida relasiona ho oinsá Viqueque dezempeña iha indikador 20 ne'ebé sesiona. [Viqueque iha dezempeñu moderamente diak](#) kompara ho Munisipalidade seluk. Indikador (8) ka 40% husi nia indikador hetan liu 60% iha 2015, maibe ida ne'e melloramentu boot iha 2010, ne'ebé indikador 3 deit maka dezempeña liu 30%. Defaktu 5 hanesan aumentu boot liu no Munisipalidade 4 deit mak atinje. Indikador 12 deit mak hetan menuske 60% iha 2015 kompara ho 17 iha 2010. [Viqueque mellora nia dezvoltamentu husi baze kiik](#).

Kartaun Pontuasaun	0 - 19.9%	20 - 39.9%	40% - 59.9%	60% - 79.9%	80% - 100%
Kartaun Pontuasaun ba Viqueque					
2010	5	5	7	2	1
	Ladun-dezenvolve (17)			Dezenvolve-Liutan (3)	
2015	2	7	3	7	1
	Ladun-dezenvolve (12)			Dezenvolve-Liutan (8)	

Tabela iha kraik hatudu katak Munisipalidade Viqueque hatudu melloramentu iha indikator 16 ho aumentu iha korbetura ba persentajem populusaun ka uma-kain sira.

Melloramentu boot liu mak iha area material harii uma-kain (maibé husi baze kiik), asesu ba fonte enerjia mos ba ahuan no tein no asesu ba telefone. Embora iha melloramentu substansial ba asesu atu mellora saneamentu, Viqueque sei nafatin hetan klasifikasaun kiik ba indikator ida ne'e iha 2015.

Sei iha tan fatin atu hetan melloramentu tan iha indikator barak ne'ebé hetan kor mean, roza ka kinur iha 2015, porezemplu %, atendimentu ho abilidade ba fo hahoris, empregu, uza material konstrusaun modernu ba didilolon ho rai, sai nain ba sasaan uma-laran. Sai nain ba radiu diminui maibé ida ne'e akontese iha rai-laran tomak tanba aumenta fali sai nain ba telivizaun, ne'ebé sustitui uza radiu iha uma-kain balun.

Viqueque hanesan Munisipalidade dezempeña kiak-liu kona-ba % labarik tinan 0-5 ne'ebé rejista bainhira sira moris no iha sertifikadu nasimentu. Persentajen ne'e atualmente diminui husi 35% iha 2010 ba 25% iha 2015. Iha fatin atu mellora tanba objetivu ne'ebé tenke aplika ba labarik hotu atu rejista sira nia data moris ho iha sira nia sertidaun nasimentu rasik.

Preokupasaun seluk ba Viqueque maka literasia hatun husi juventude sira. Ida ne'e, tuir dadus Sensus tun 14% husi 81% tun ba 70% entre 2010 no 2015. Defaktu ba tinan 2015 Viqueque hetan klasifikasaun kiik-liu ba indikator ida ne'e.

Iha Viqueque, 76% populusaun hetan klasifikasaun henesan laos-kiak, ho besik ema um-kuartu (24%) moris ho menus \$40.45 iha fulan ida haree ba Timor-Leste nia presu iha 2014 – liña kiak internasional. Se uza liña pobreza nasional (moris ho menus \$46.37 iha fulan ida), ne'ebé bazeia ba padraun no presu konsumu prevaesente iha Timor-Leste iha 2014, 63% populusaun klasifika hanesan laos-kiak, no besik ema haat husi ema sanulu klasifika hanesan kiak.

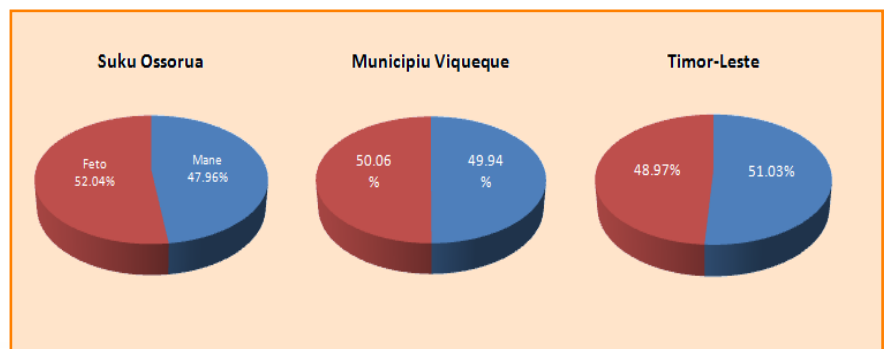
Entre um-kuartu no ema haat husi 10 klasifika hanesan kiak ker uza medida internacional ka nasional, sei presiza duni hamenus kiak.

	Indikadores	Viqueque		% diferença (2010-2015)	Mudansa media tinan-tinan (%)
		2010	2015		
1	% nasimentu rejistadu ho sertifikadu (tinan 0-5)	34.6	25.2	-27.1	-6.3
2	% partus tulun husi profesional saude kualifikadu iha tinan lima ikus	30.5	35.7	17.2	3.2
3	% Alfabetizasaun ba jovens (tinan 15-24)	81.3	69.7	-14.3	-3.1
4	% Alfabetizasaun ba adultus (15+)	51.1	55.9	9.4	1.8
5	% Atende eskola (tinan 3+)	63.4	66.4	4.7	0.9
6	matrikula likida iha ensinu baziku tinan 6:14 (eskola tinan 9l)	79.7	76.1	-4.5	-0.9
7	% tinan serbisu (15-59)	43.9	47.0	7.1	1.4
8	% Empregadu (tinan 15-59)	52.4	54.7	4.4	0.9
9	uma-kain ida-diak hakiak manu	5.9	6.3	7.1	1.4
10	uma-kain ida-idak hakiak fahe	2.5	2.7	6.3	1.2
11	% H/H Involve iha produsaun kolleita	57.3	89.5	56.3	8.9
12	% H/H produz kolleita liu-liu ba faan (2015 PHC deit)		2.5		
13	% H/H ho simentu/didilolon esternal bloku	12.8	21.9	70.4	10.7
14	% H/H ho telladu	49.7	64.8	30.4	5.3
15	% H/H ho simentu/rai bloku	9.7	25.1	157.9	18.9
16	% H/H ho melloramentu ba saneamentu	18.3	36.3	98.4	13.7
17	% H/H iha asesu ba hemu bee moos (inklui bee iha botil)	51.9	61.5	18.4	3.4
18	% H/H iha asesu ba enerjia moos ba ahioan (inklui biogas)	34.7	70.5	103.4	14.2
19	% H/H la depende ba ai hodi tein	5.0	10.6	110.5	14.9
20	% H/H asesu ba telefone	40.5	76.7	89.4	12.8
21	% H/H iha radiu	21.0	14.5	-30.9	-7.4
22	% H/H iha telivizaun	13.4	27.1	101.7	14.0
23	% H/H iha meiu transporte	20.9	26.5	26.9	4.8
24	% Populasaun liu lina Pobreza Internacional (2014)		75.7		
25	% Populasaun liu lina Pobreza Nasional (2014)		63.1		

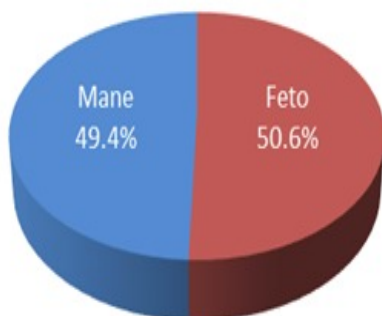
Area Geografiku	2015				2010			
	Populasaun			Umakain	Populasaun			Umakain
	Total	Mane	Feto		Total	Mane	Feto	
Suku Ossorua	2,322	1,147	1,175	495	563	270	293	108
Municipiu Viqueque	76,033	38,131	37,902	15,297	70,036	34,976	35,060	13,807
Timor-Leste	1,183,643	601,112	582,531	204,597	1,066,409	544,199	522,210	184,652



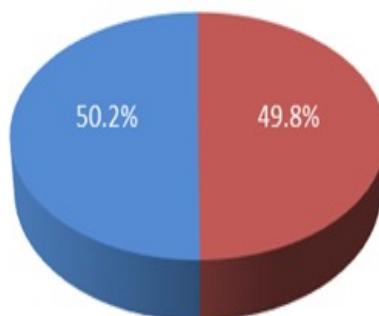
Mane no Feto



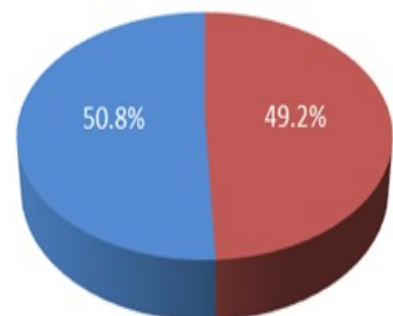
Suku Ossorua



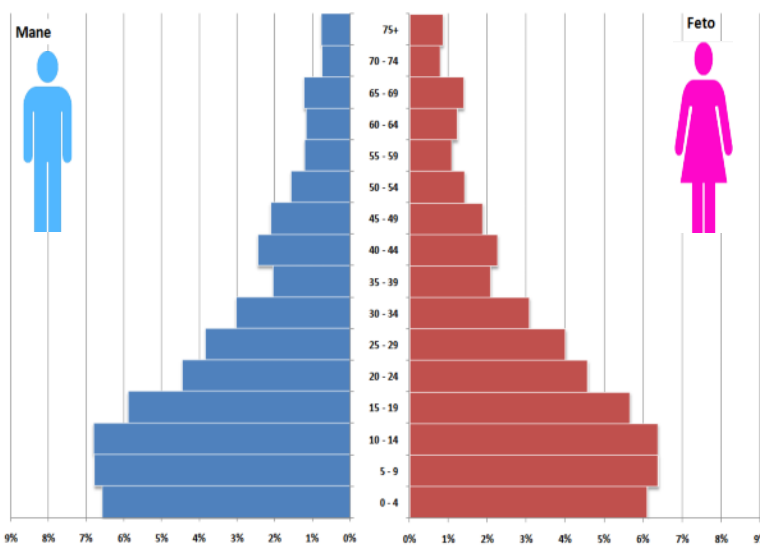
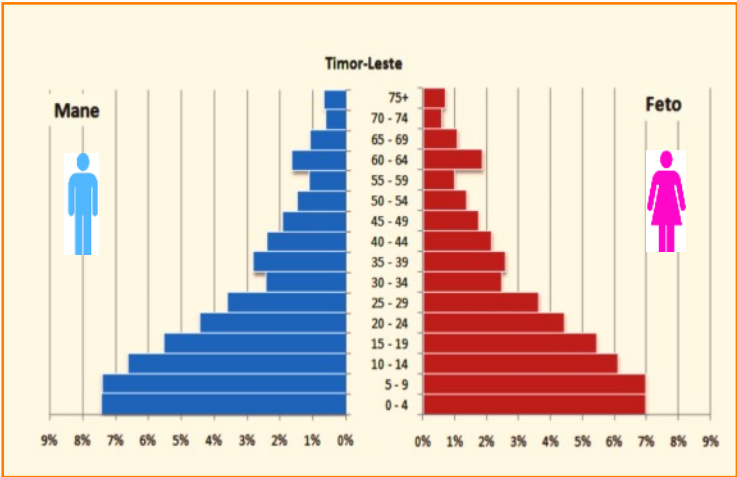
Municipiu Viqueque



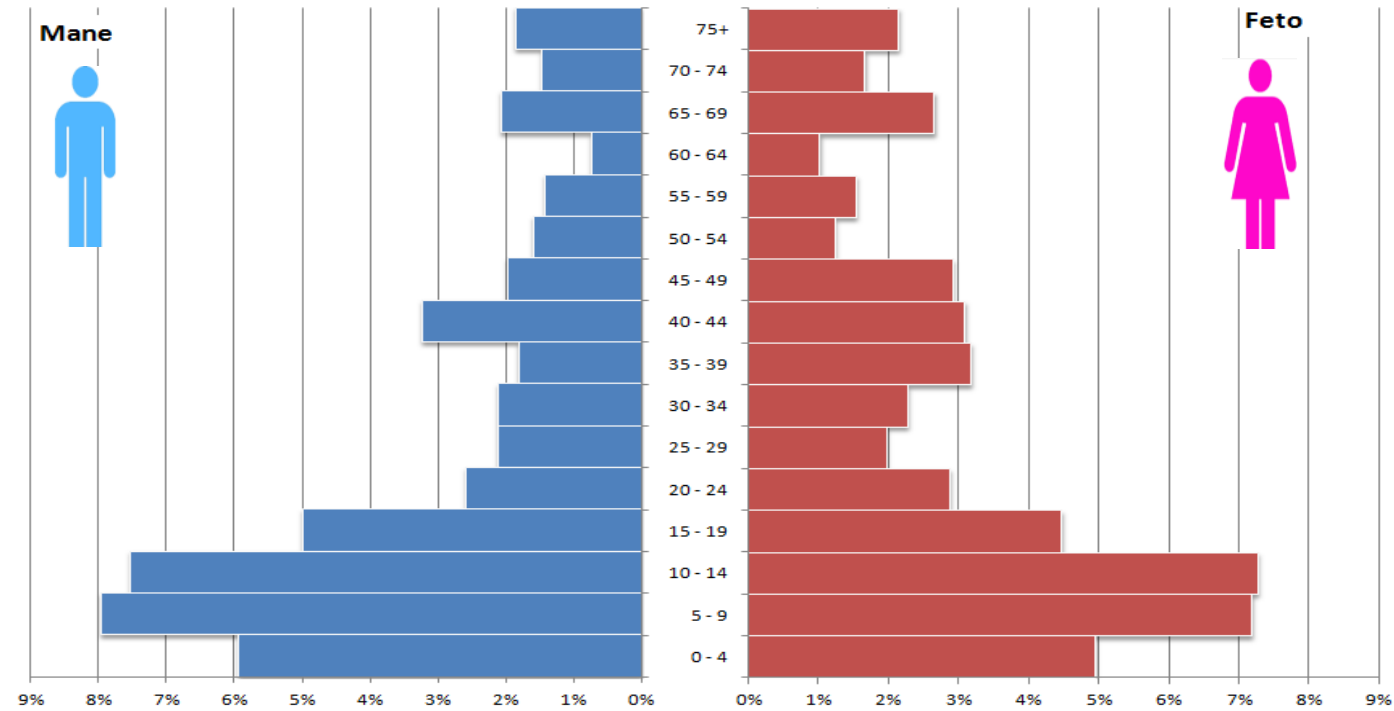
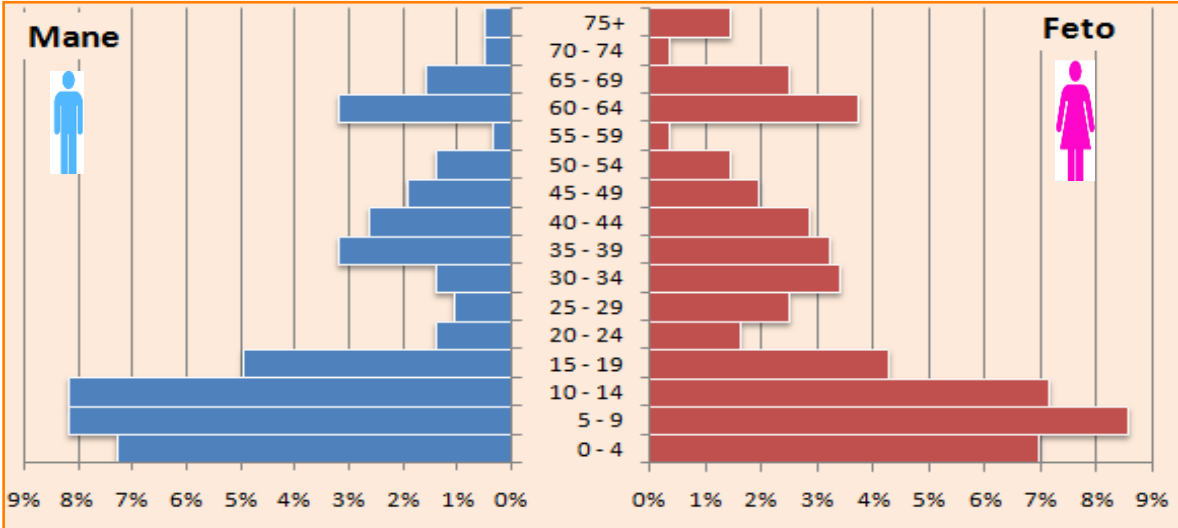
Timor-Leste

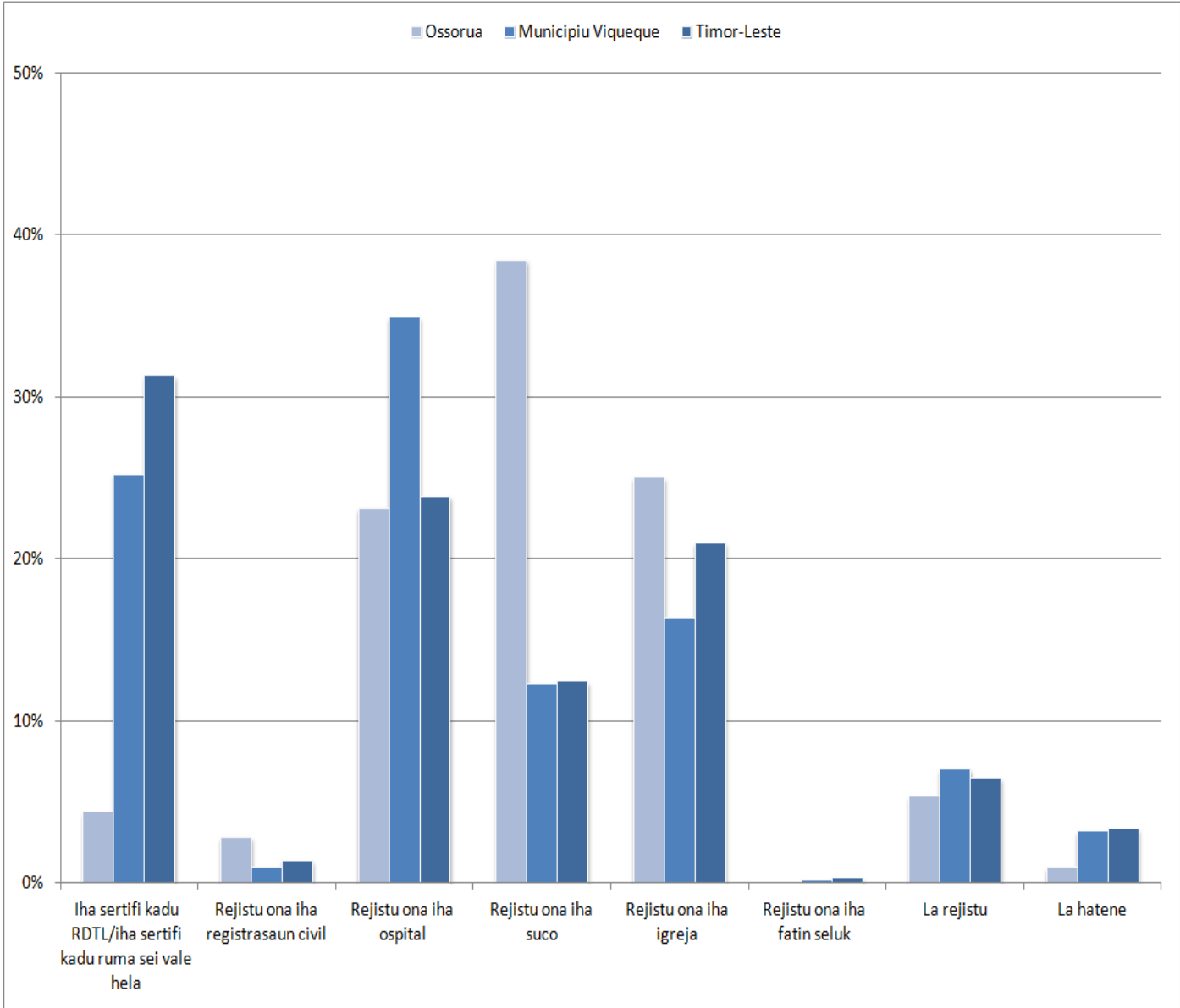
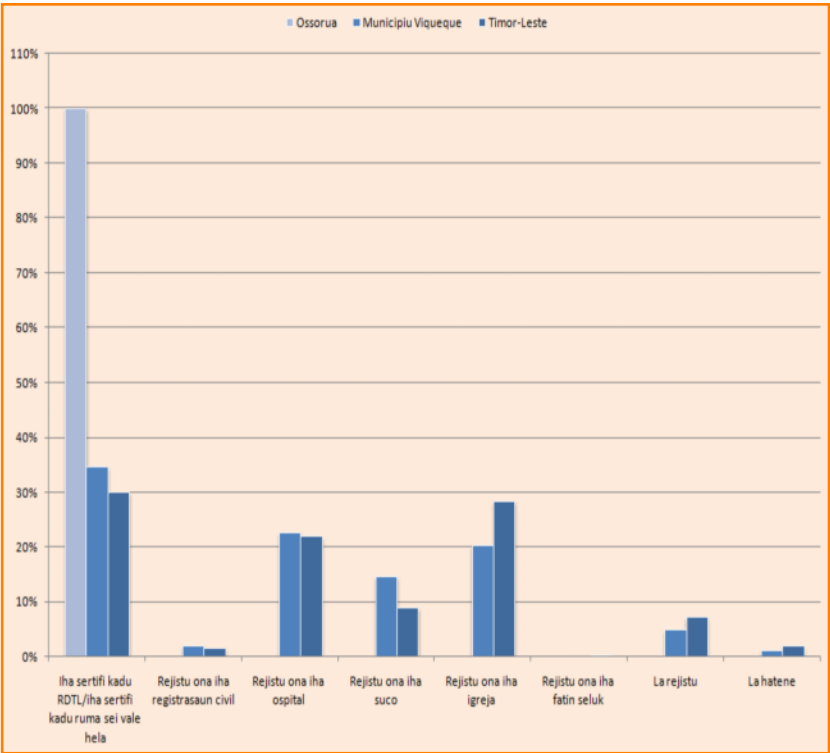


Timor-Leste



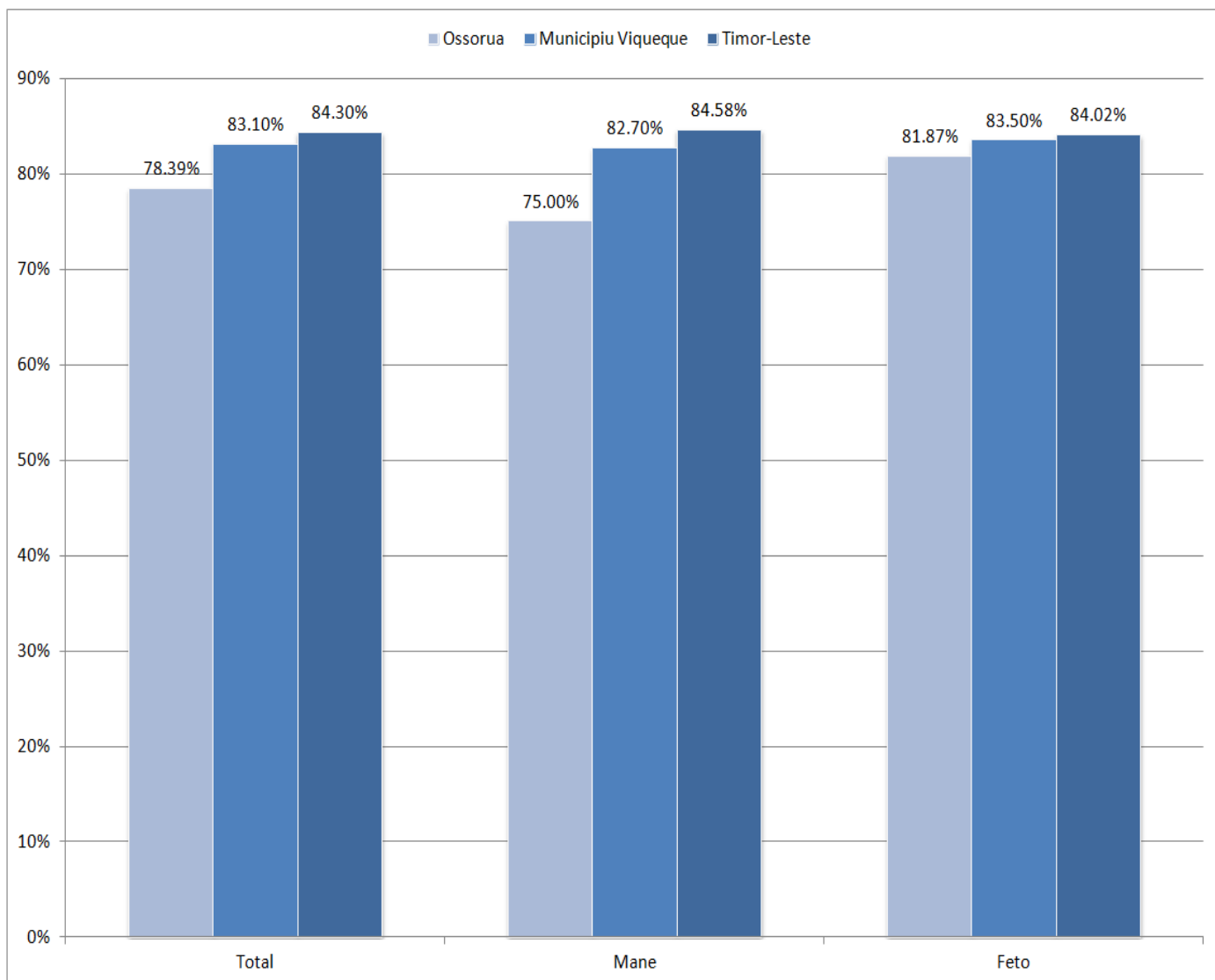
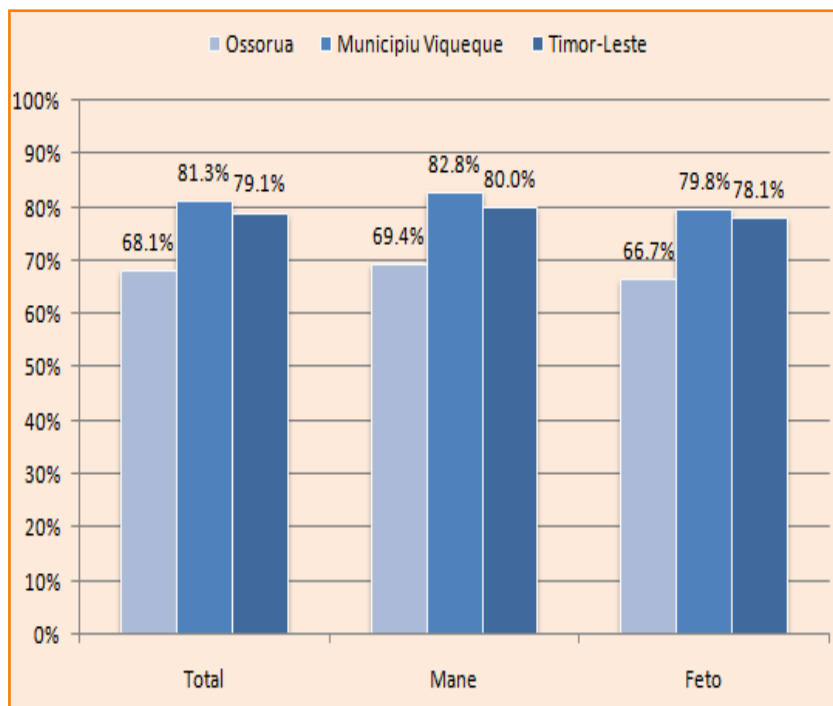
Ossorua





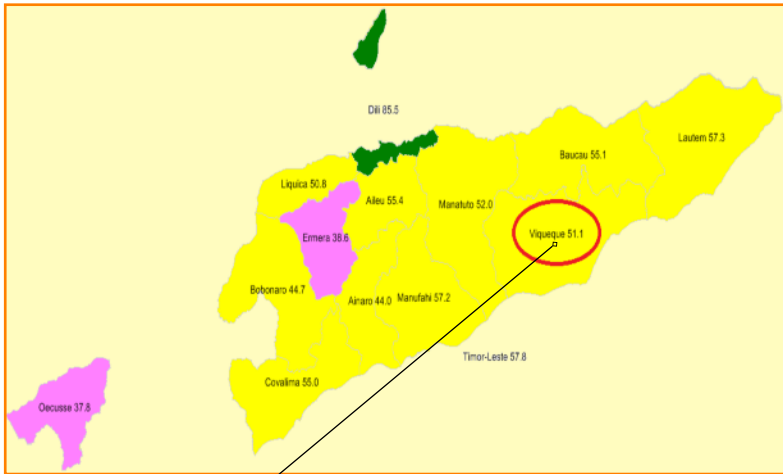
Tarjetu: To'o tinan 2020 atinje-ona 100% foinsa'e sira ne'ebé hatene ona atu lee no atu hakerek

Taxa joven ne'ebé hatene lee no hakerek: idade 15-24

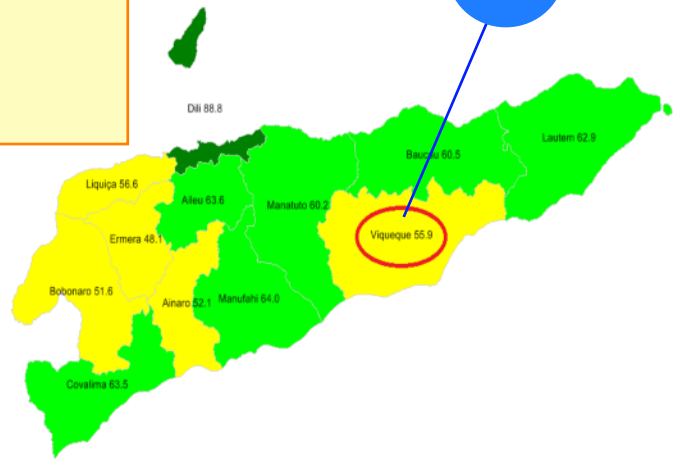


Taxa adultus ne'ebé hatene lee no hakerek: idade > 15

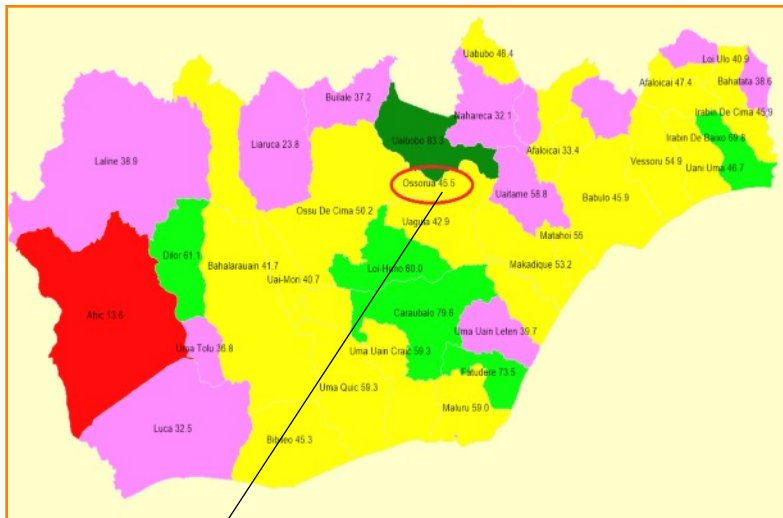
Tarjetu: To'o tinan 2020
atinje-ona 100% ema-
adultu sira ne'ebé
hatene ona atu lee no
atu hakerek



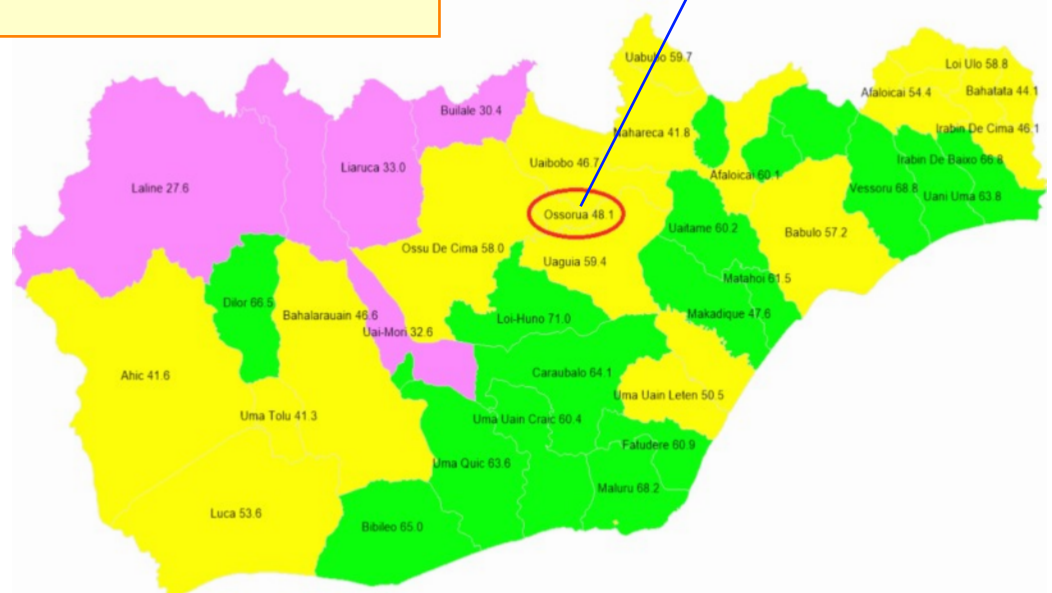
51.1



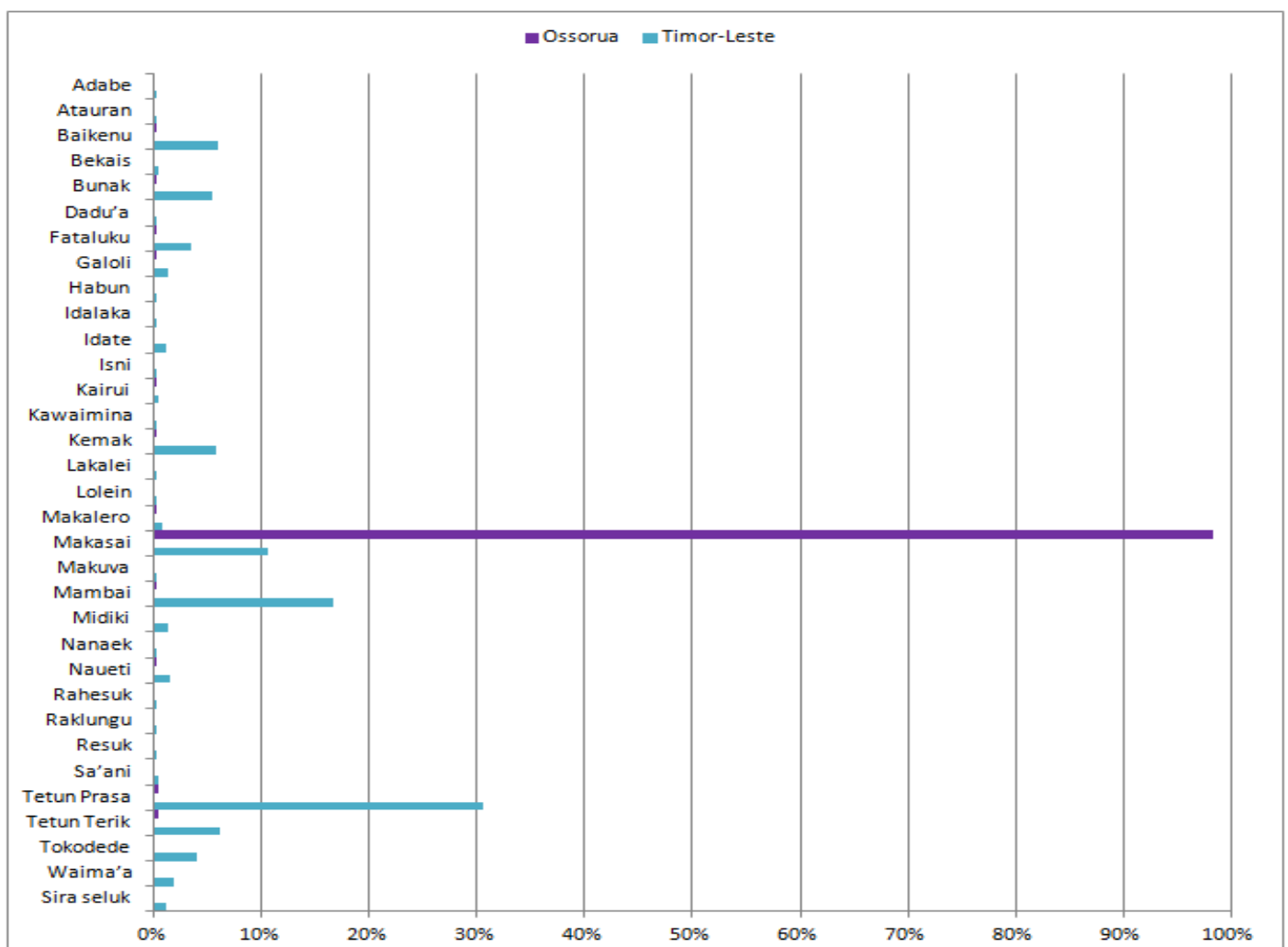
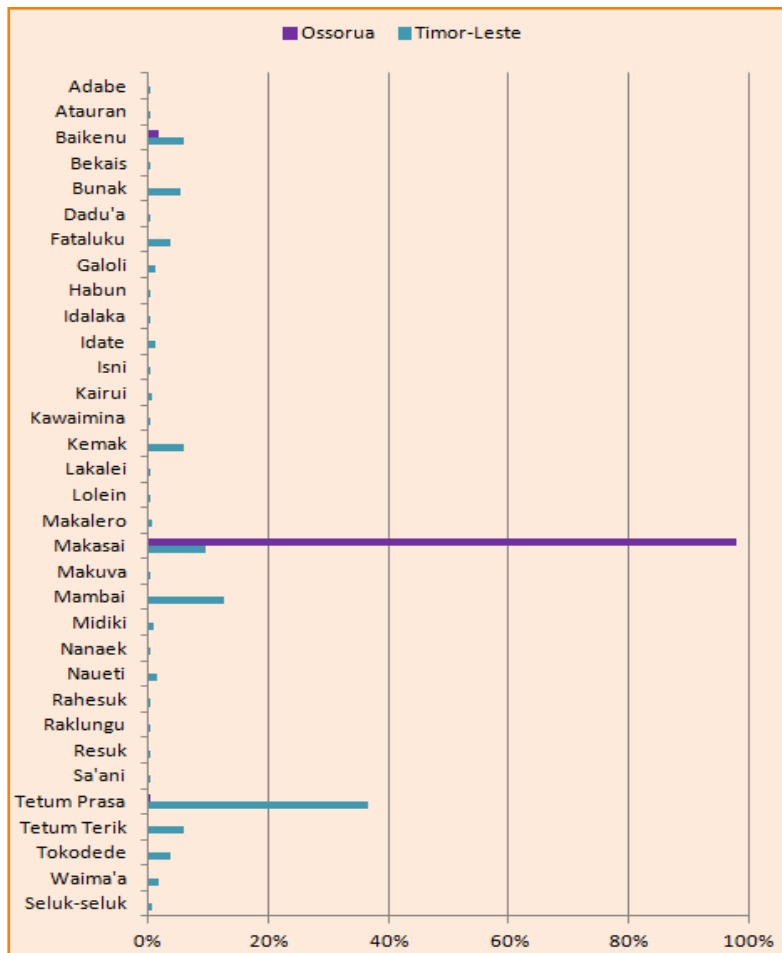
55.9



45.5

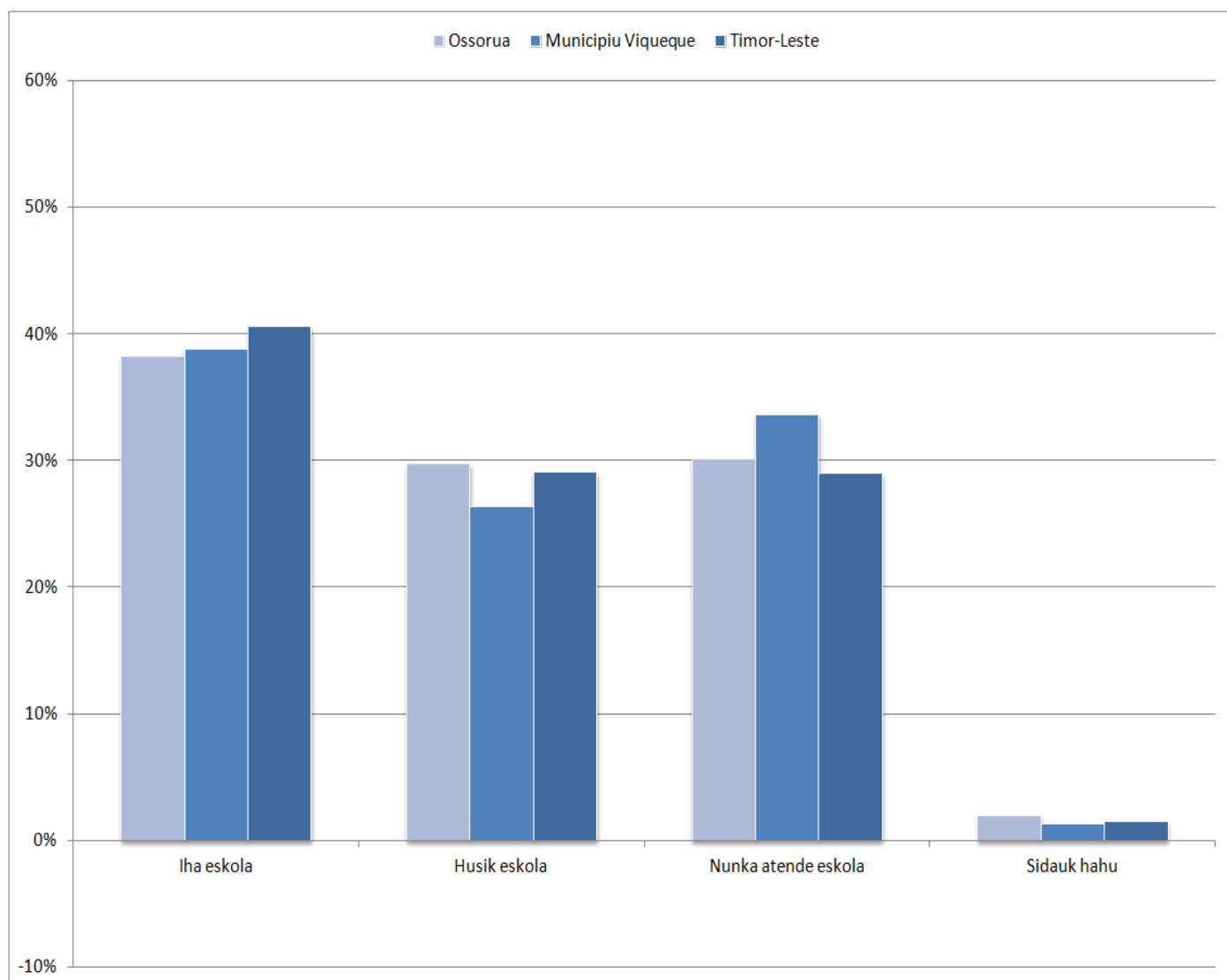
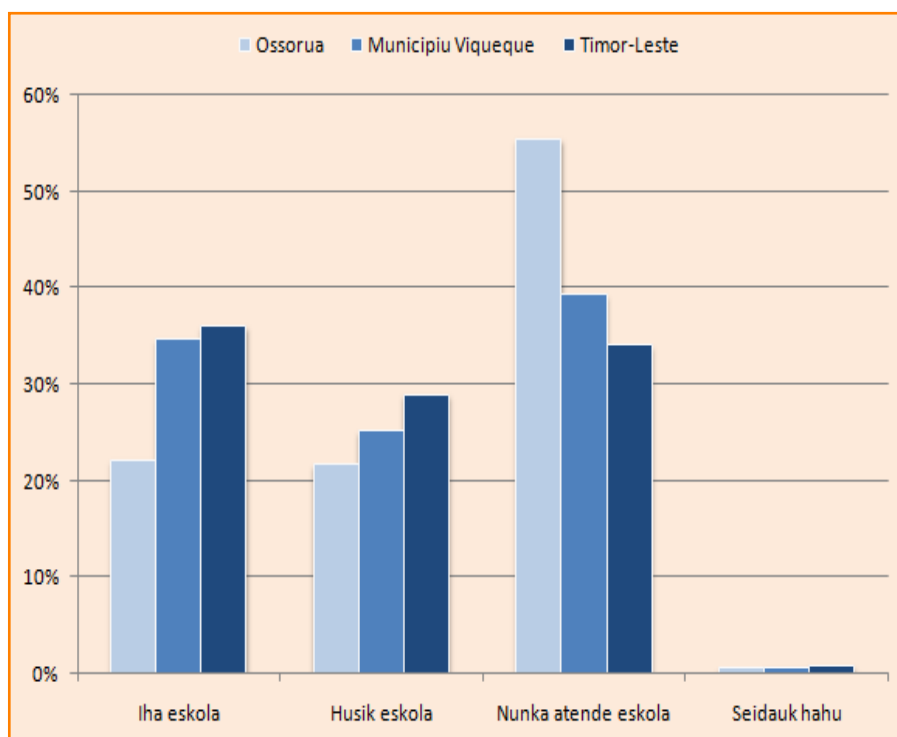


41.8

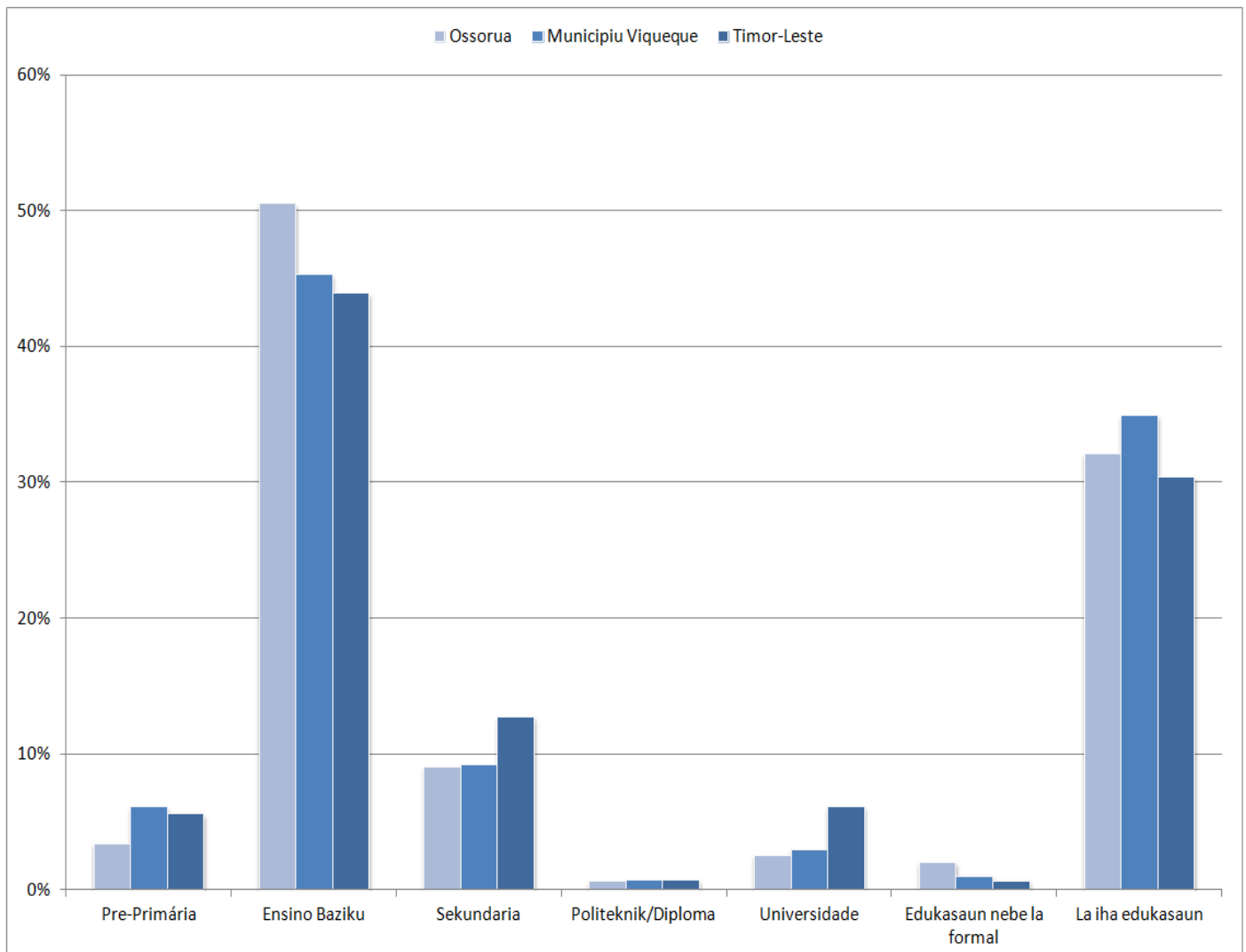
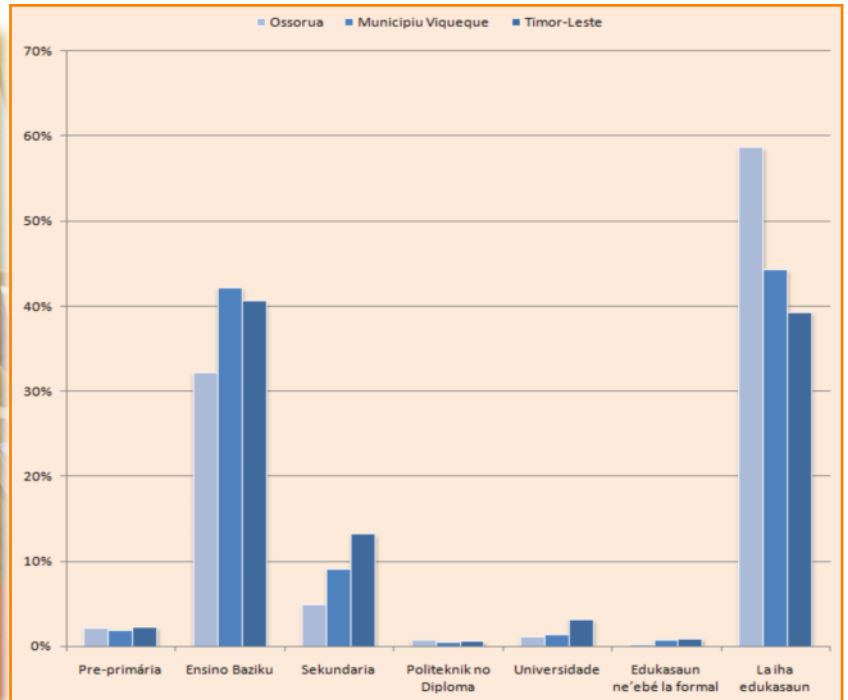


Edukasaun: Frekuensia Eskola

Tarjetu: To'o tinan 2020 atinje-ona 20%
ema ne'ebé nunka tuur-ia banku eskola



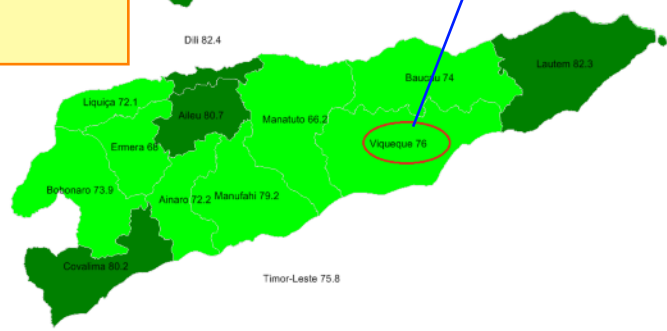
Tarjetu: To'o tinan 2020 atinje-ona
30% eskola sekundária



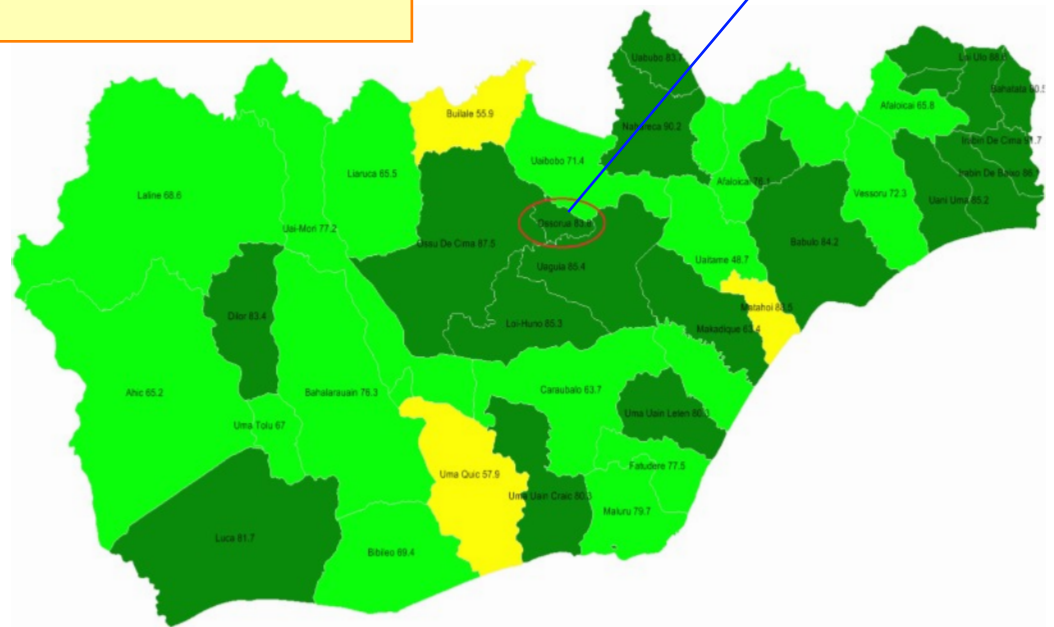
Map of Timor-Leste showing districts and their percentages of the total population:

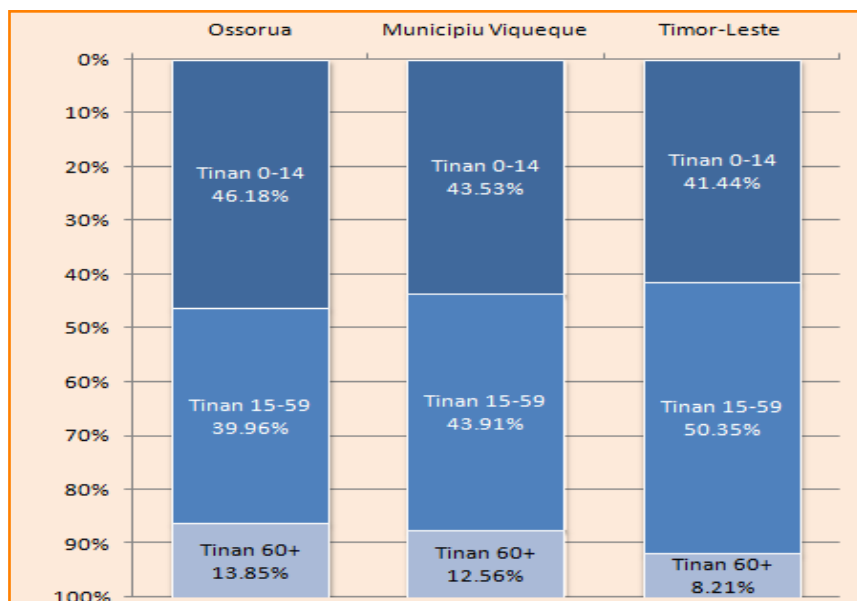
- Dili 81.1
- Lautem 75.1
- Boacou 77.6
- Viqueque 79.5
- Manatuto 74.4
- Aleu 76.7
- Licaia 80.2
- Ermera 68.9
- Erviana 71.2
- Ainaro 73.1
- Manubaki 74.7
- Covaleima 78
- Decusse 59.4
- Timor-Leste 73.4

76.5



42.5





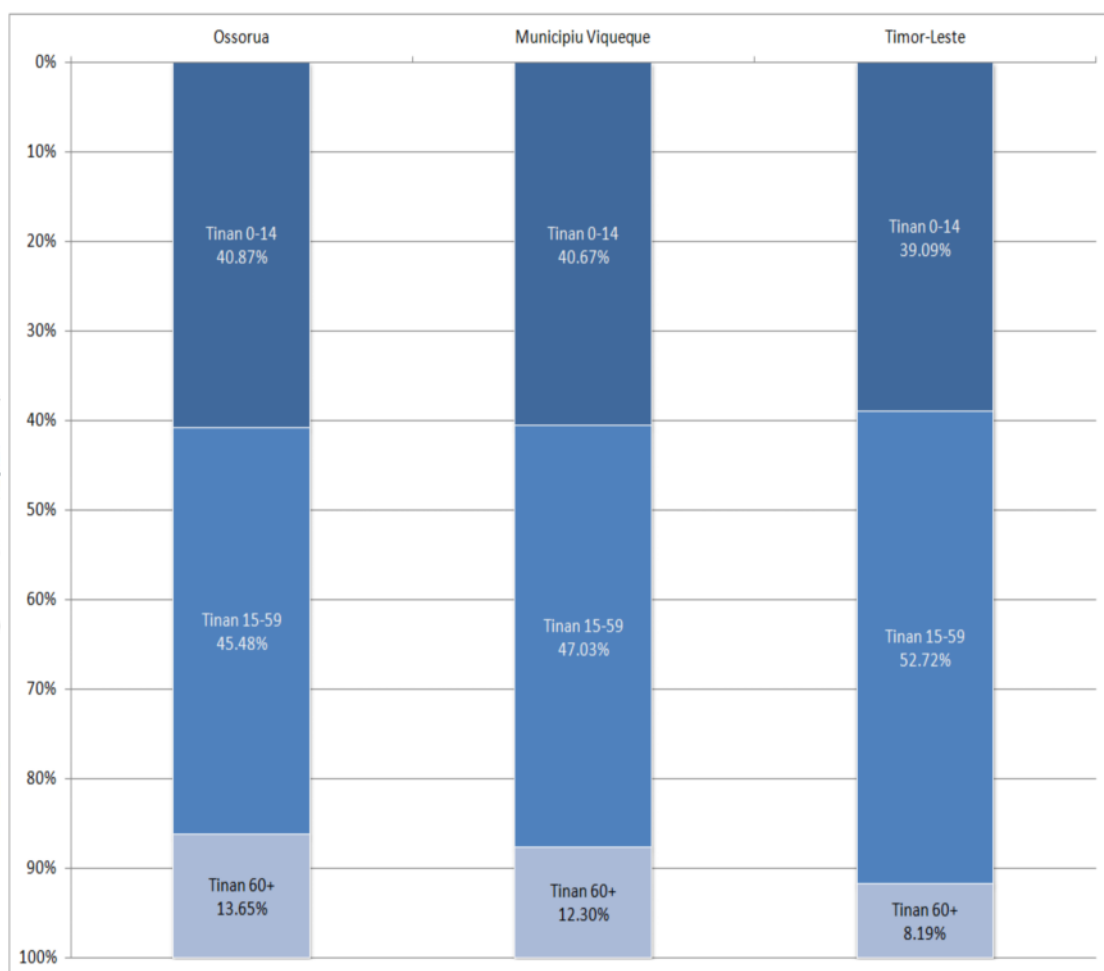
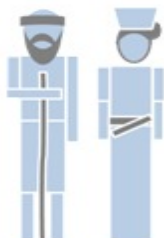
Tinán 0-14

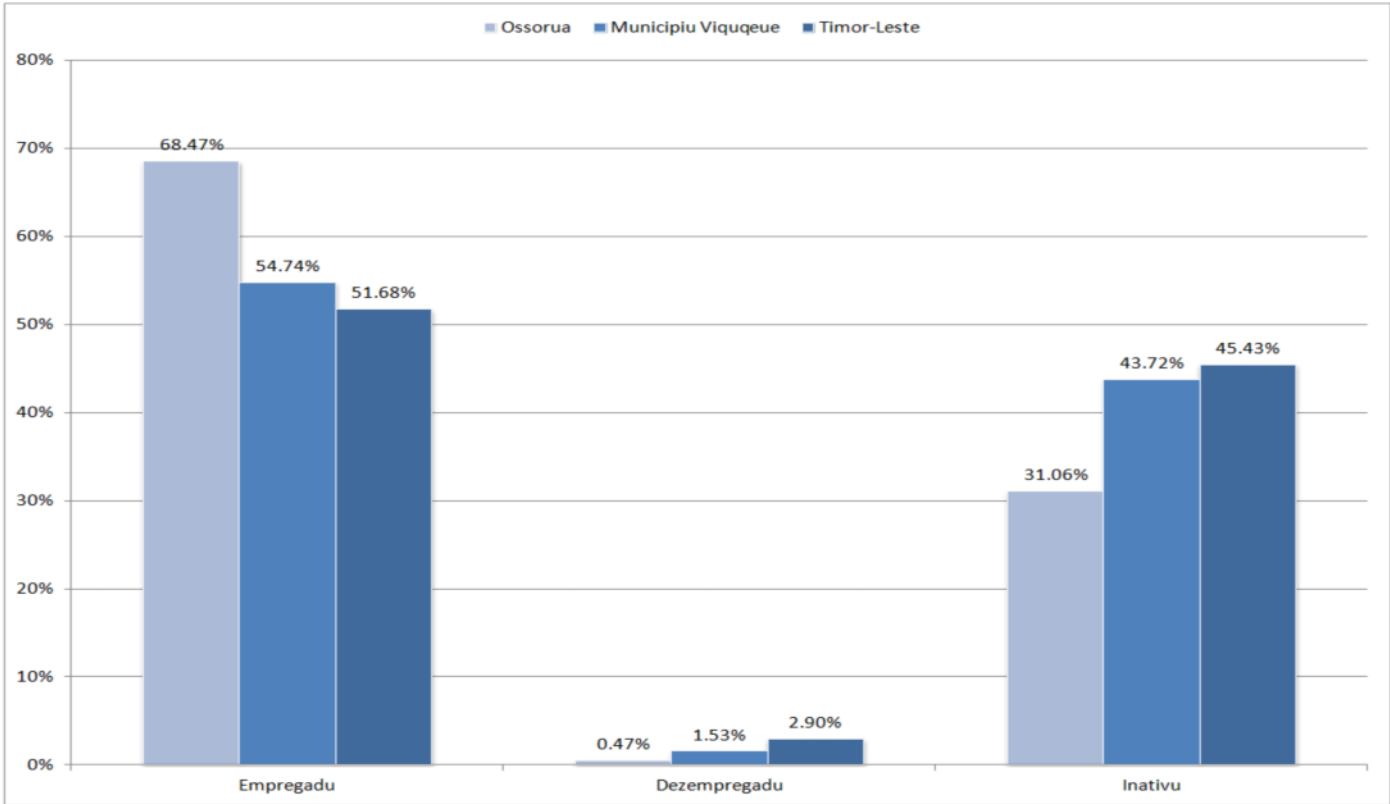
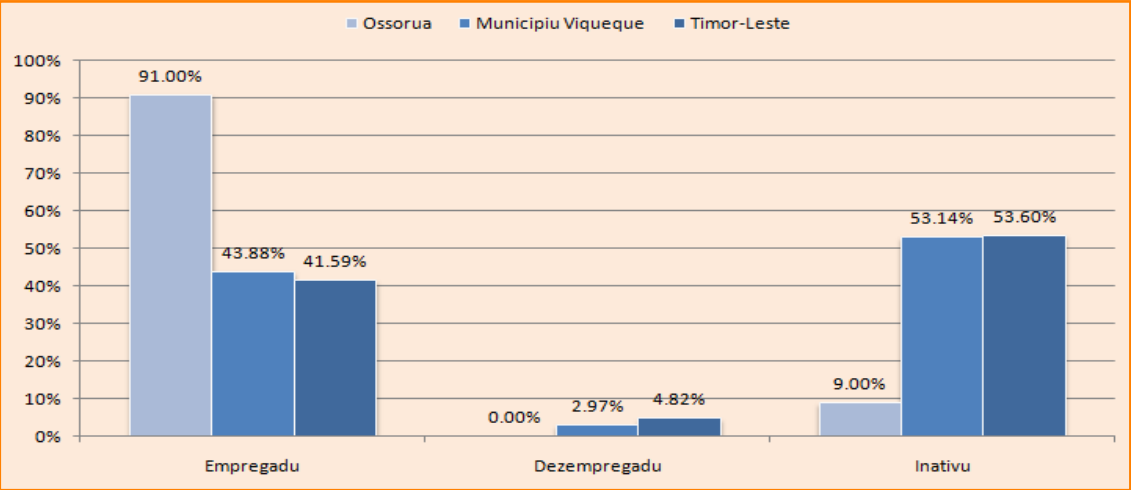


Tinán 15-59

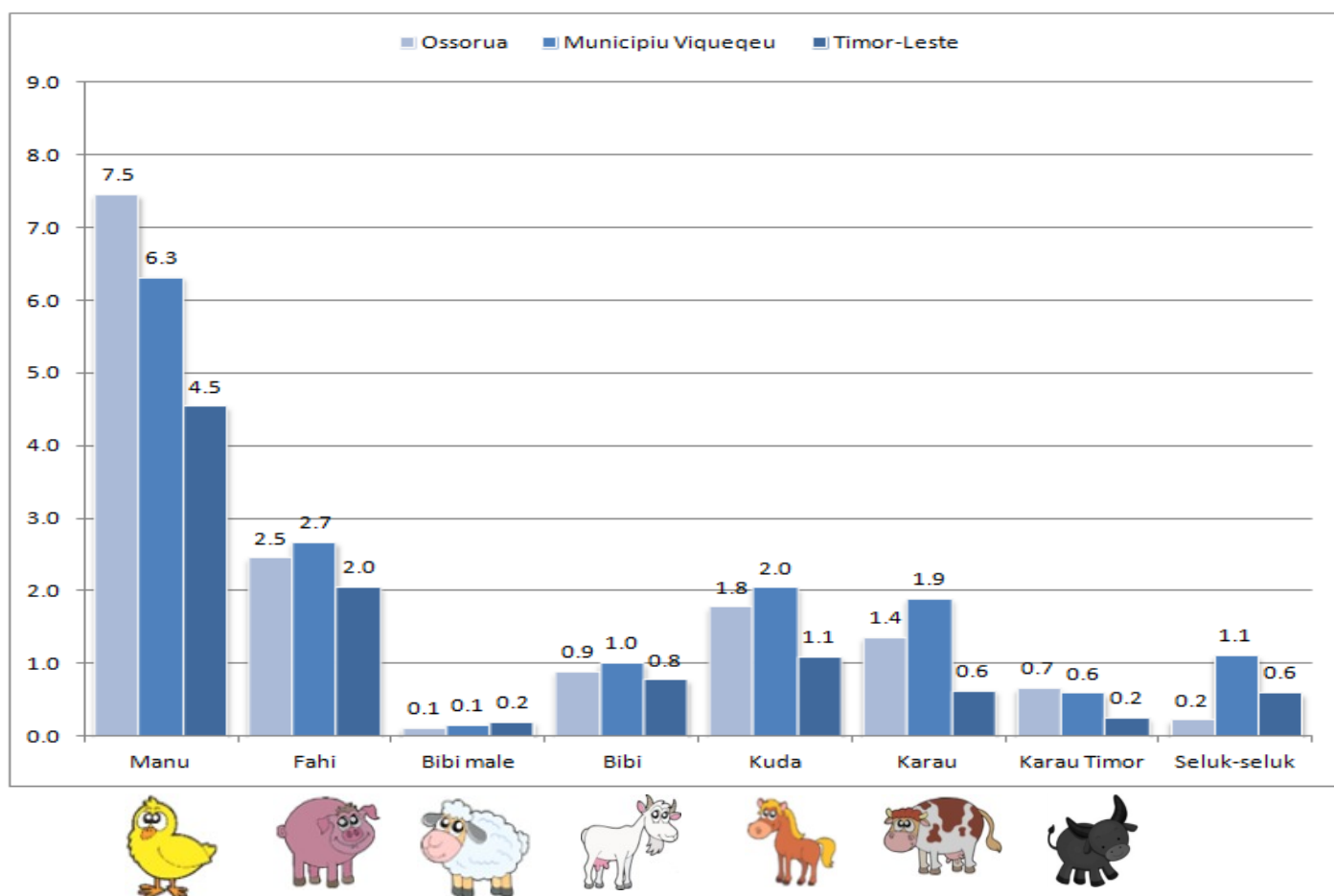
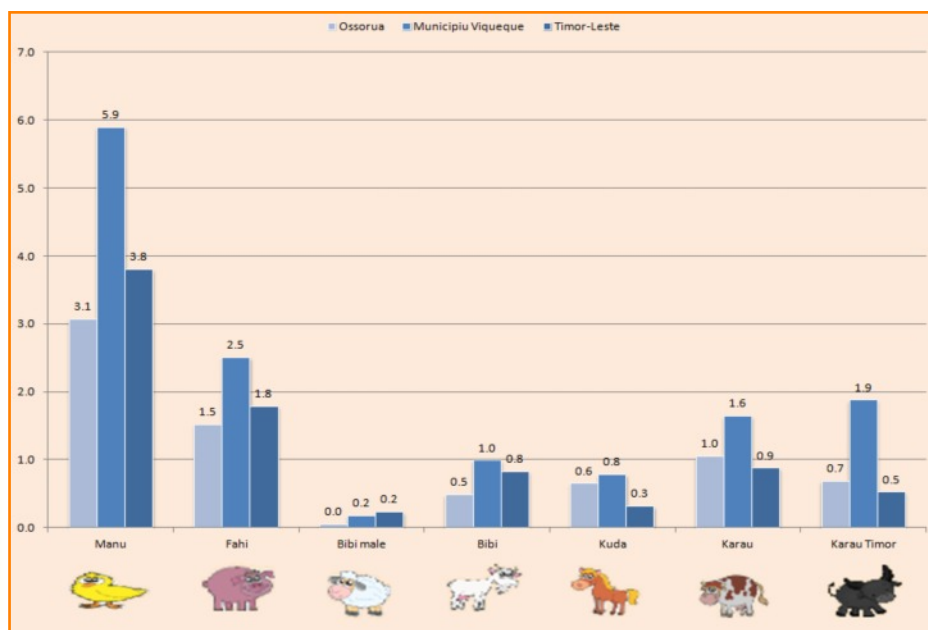


Tinán 60+



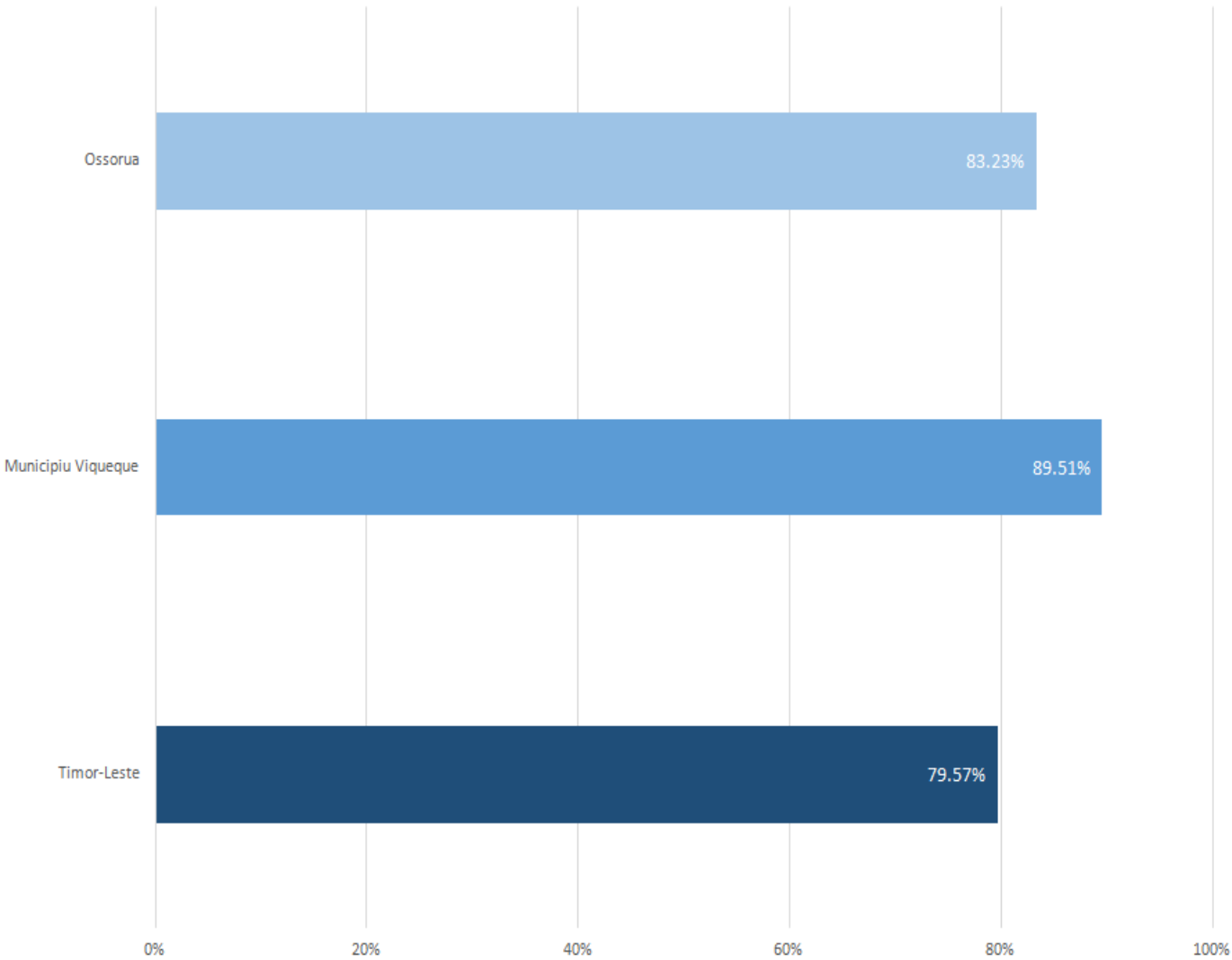
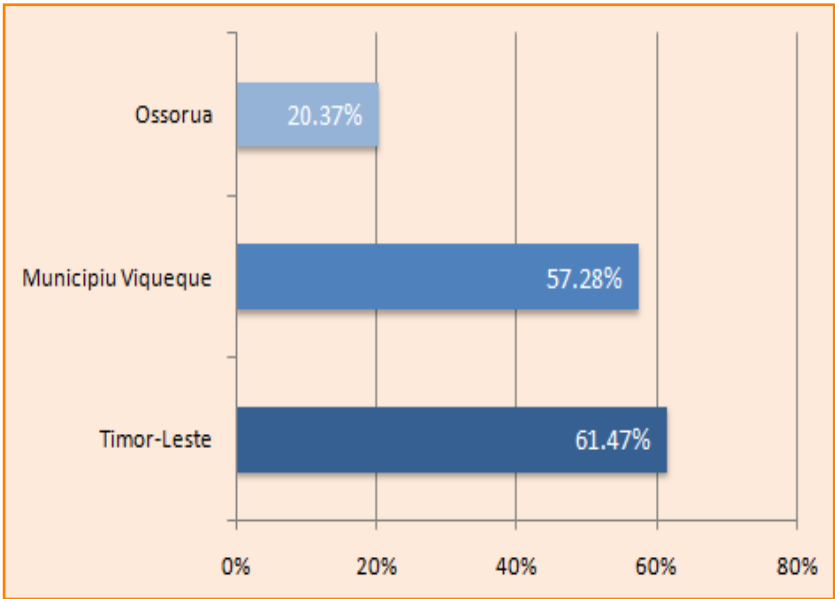


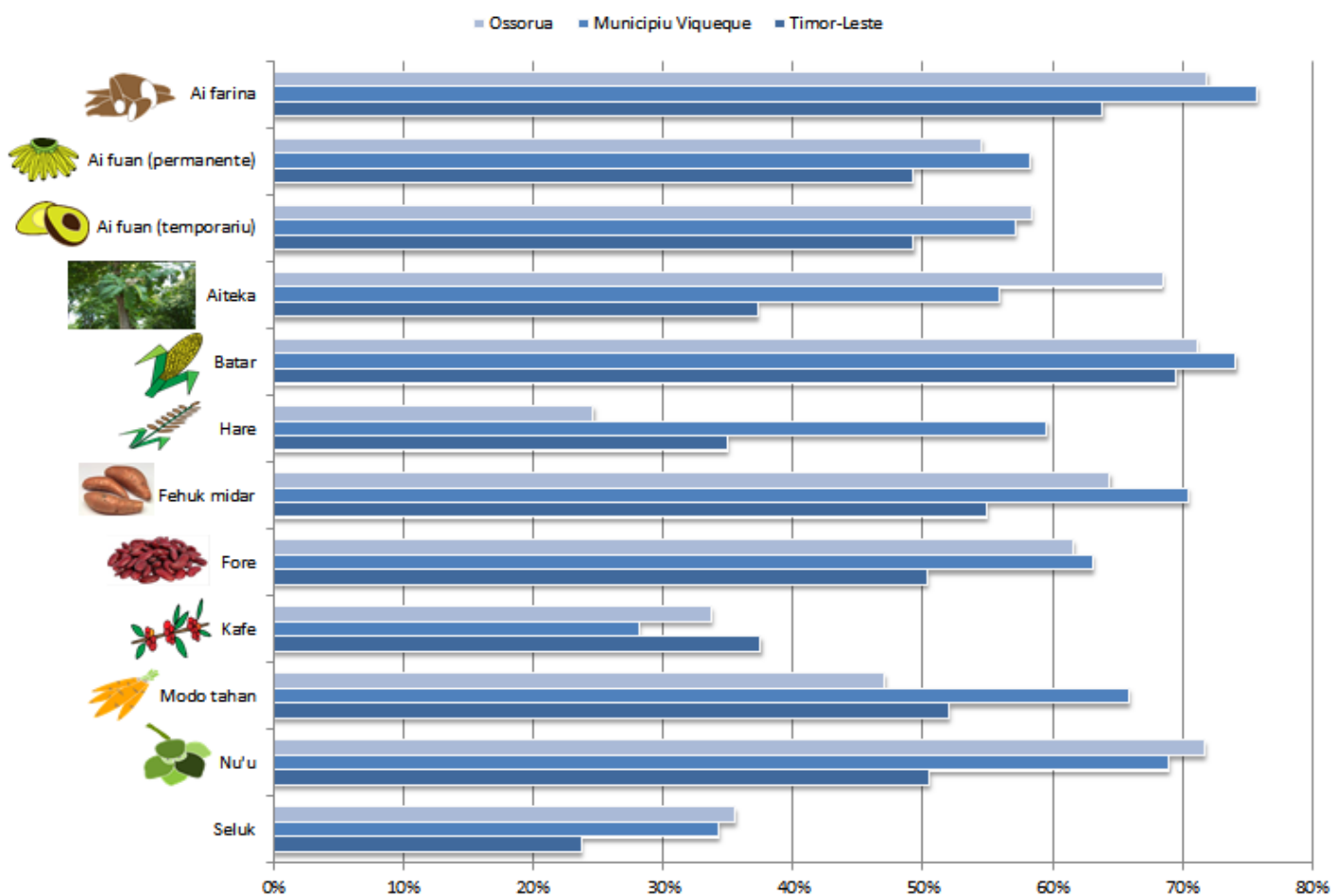
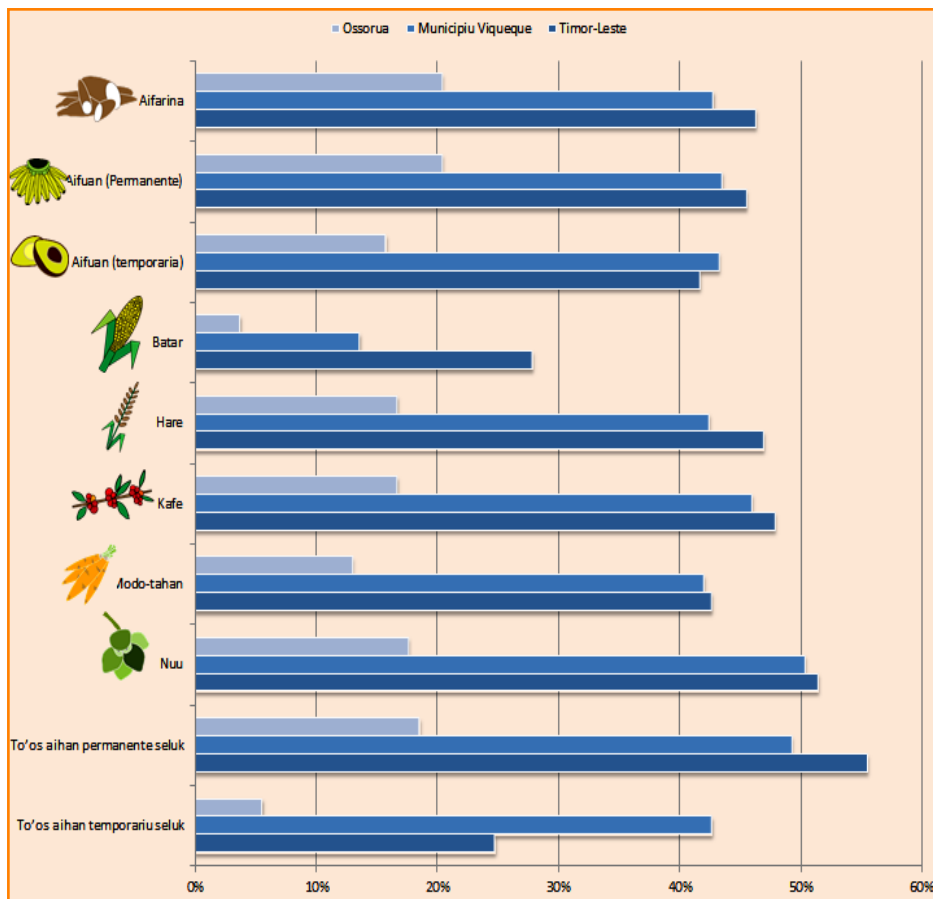
Tarjetu: To'o tinan 2020 atinje-ona
produtividade hadalas-tolu



Numeru animal ne'ebé hakiak

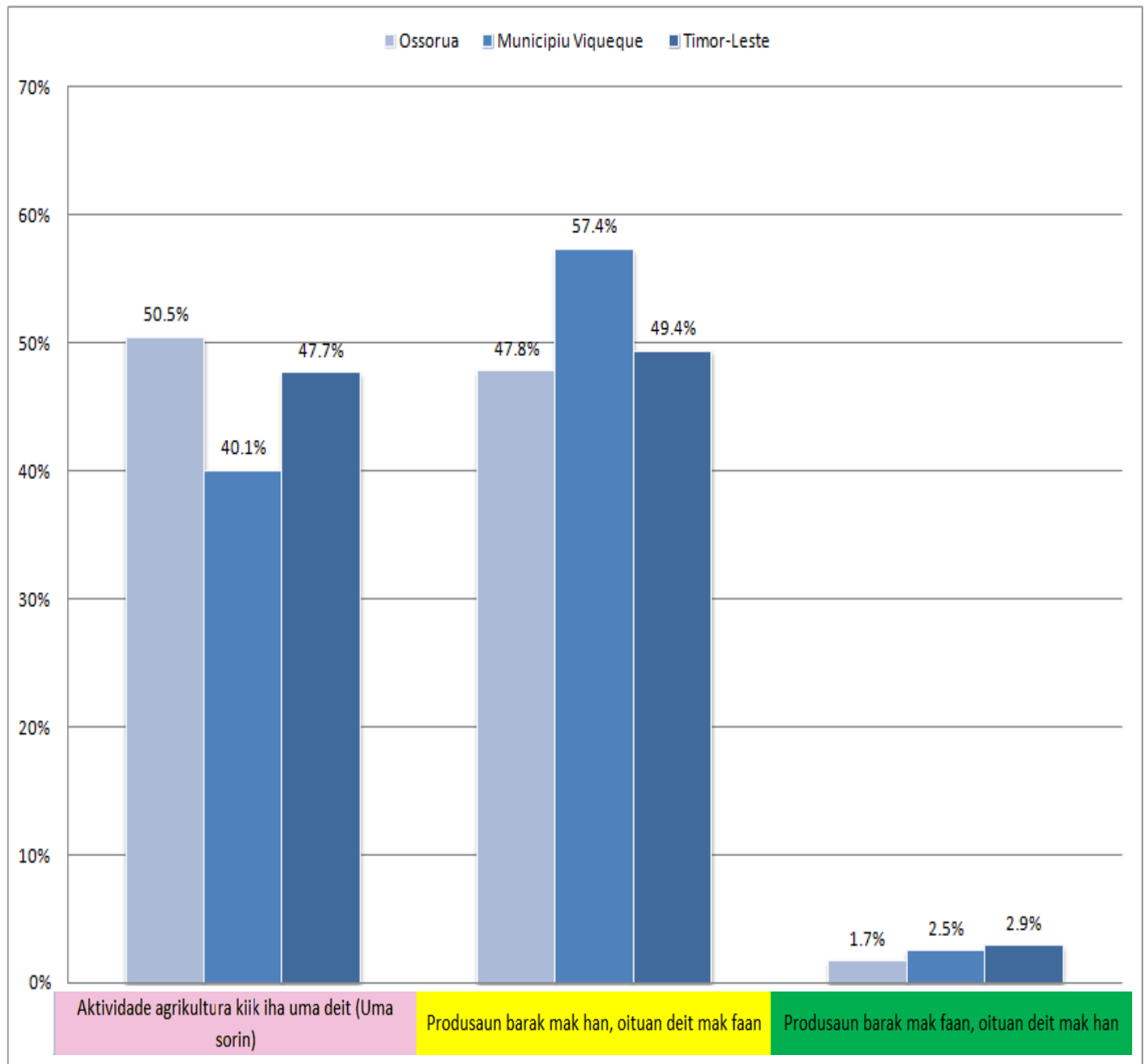
	Manu	Fahi	Bibi malae	bibi	Kuda	Karau	Karau Timor
Ossorua	3,689	1,214	57	608	372	879	835
Municipio Viqueque	99,989	45,353	5,483	16,216	10,904	33,216	30,938
Timor-Leste	960,797	453,233	62,215	166,169	62,137	238,757	143,297





Produtividade agrikultura ba uma kain

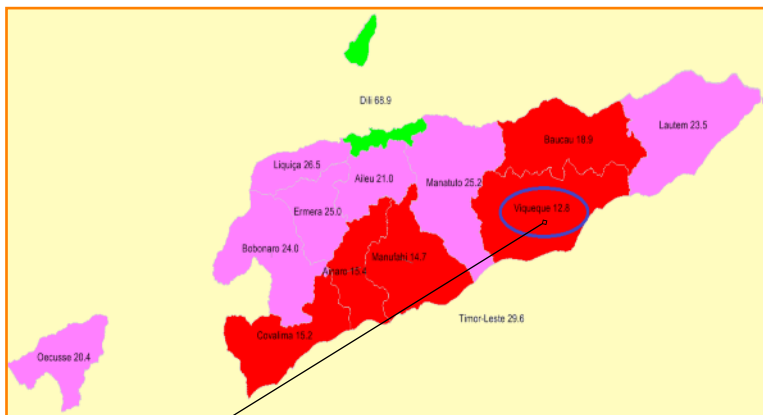
Tarjetu: To'o tinan 2020 hasa'e-ona produtividade ba dalas tolu iha area sira dotasaun nian



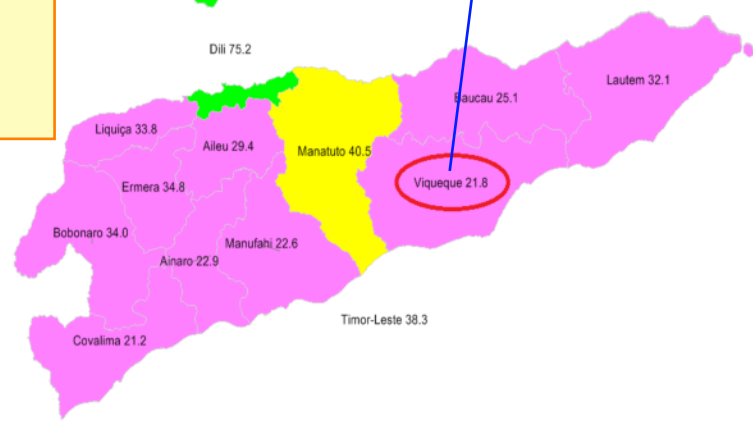
Area Geografiku	Nivel atividade agrikultura	Produsaun Aihan											
		Hare	Batar	Ai farina	Fehuk midar	Modo	Fore	Kafe	Nu'u	Ai fuan (perman ente)	Ai fuan (tempora rio)	Ai Teka	Seluk
Ossorua	Atividade agrikultura kiik iha kintal uma deit (uma sorin)	0	165	167	144	88	138	63	178	125	142	167	71
Municipio Viqueque		3,132	4,256	4,439	4,124	3,805	3,528	1,744	4,105	3,518	3,544	3,335	2,185
Timor-Leste		29,764	67,037	61,327	52,841	49,711	46,613	38,032	47,314	47,313	47,466	34,619	22,918
Ossorua	Ita nia produsaun barak ba han deit, oituan mak faan	65	180	182	168	138	161	100	172	141	143	166	101
Municipio Viqueque		5,803	6,790	6,851	6,369	6,007	5,870	2,496	6,192	5,194	4,999	5,039	2,980
Timor-Leste		40,178	71,381	65,888	56,594	53,650	53,667	36,699	53,320	50,871	50,832	39,872	24,634
Ossorua	Ita nia produsaun barak ba faan, oituan deit mak han	2	7	7	7	7	6	4	5	4	4	6	4
Municipio Viqueque		180	297	300	284	270	256	67	250	207	198	182	80
Timor-Leste		1,599	3,943	3,455	2,990	3,074	2,754	2,117	2,700	2,532	2,583	1,813	952

Tarjetu: To'o tinan 2020 atinje-ona
50% uma sira be privadu nian
halo-ho didin-lolon metin/semente

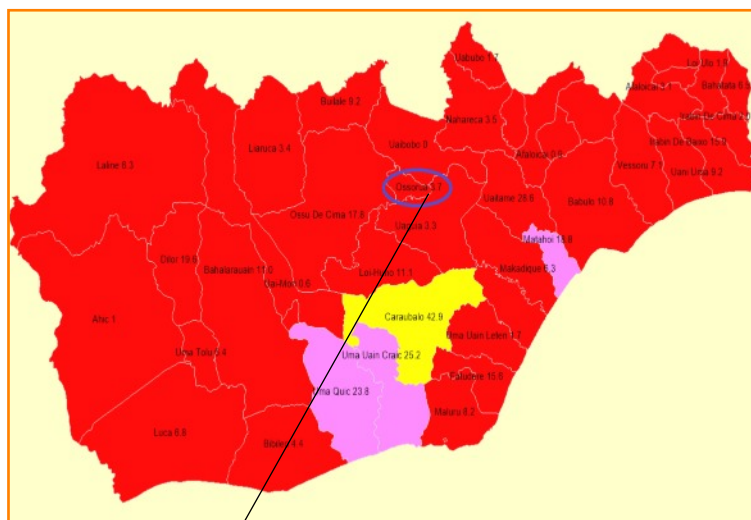
Kondisaun uma - ho muru externa



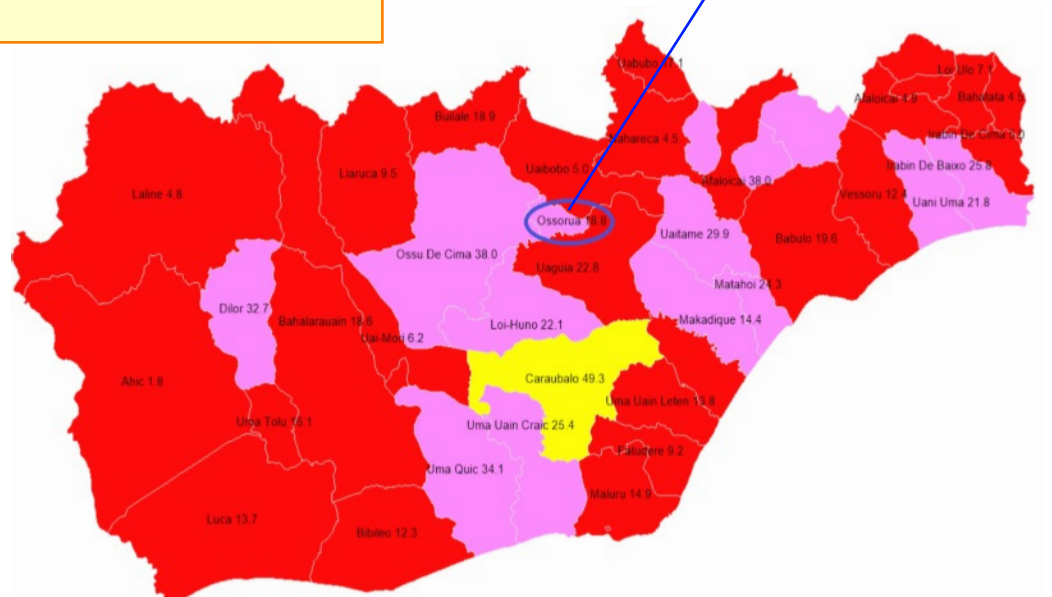
21.8



18.8



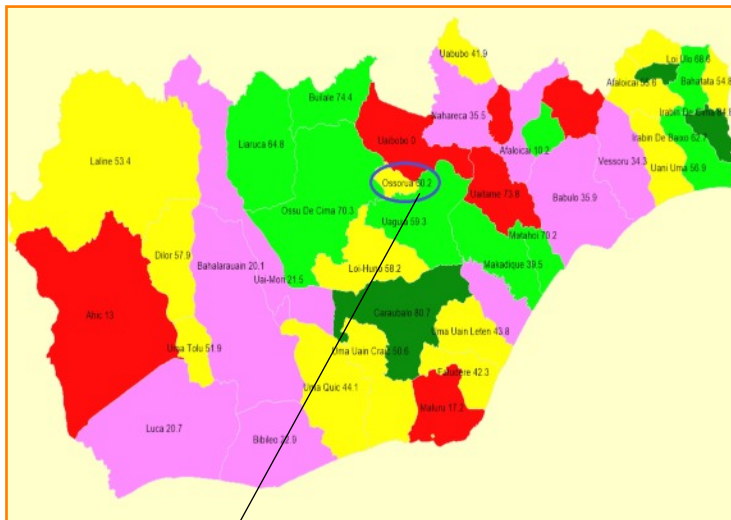
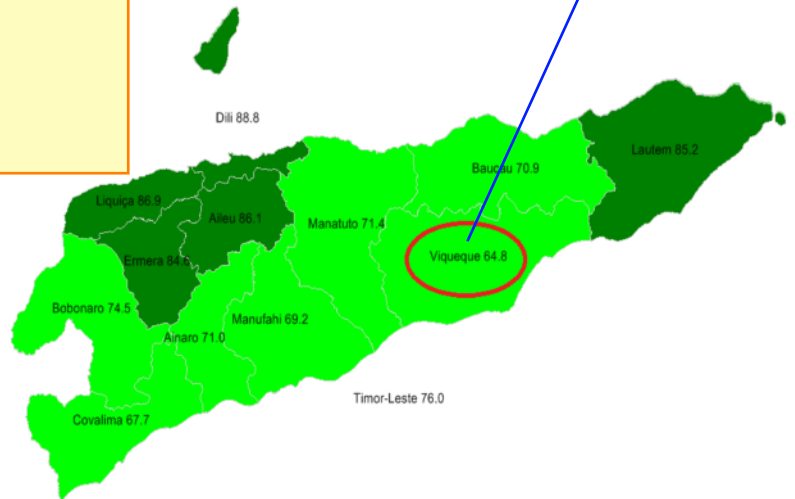
3.7



Map of Timor-Leste showing districts and their HIV prevalence percentages:

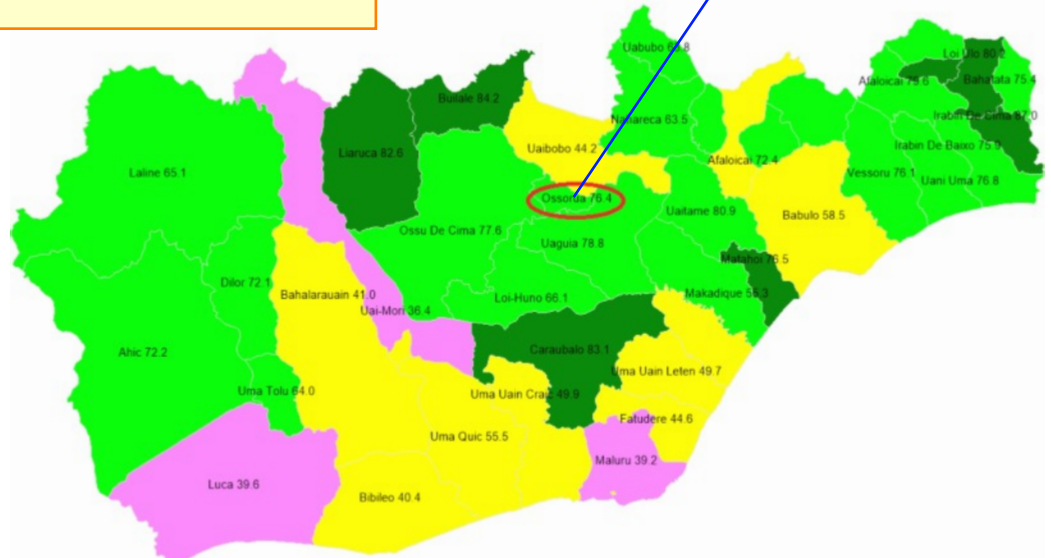
- Oecusse 34.1
- Bobonaro 70.0
- Ermera 79.2
- Aileu 77.4
- Liquiçá 80.1
- Díli 92.6
- Manatuto 53.5
- Manufahi 53.6
- Maubai 54.4
- Covilima 58.5
- Baucau 50.9
- Viqueque 48.7
- Laichem 78.5

49.7



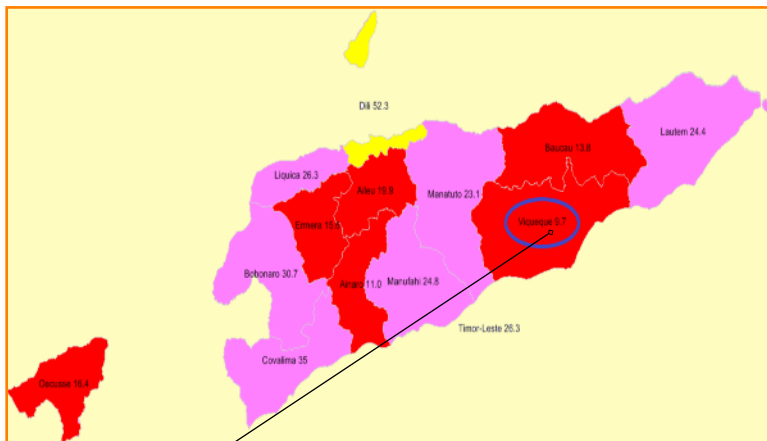
76.4

60.2

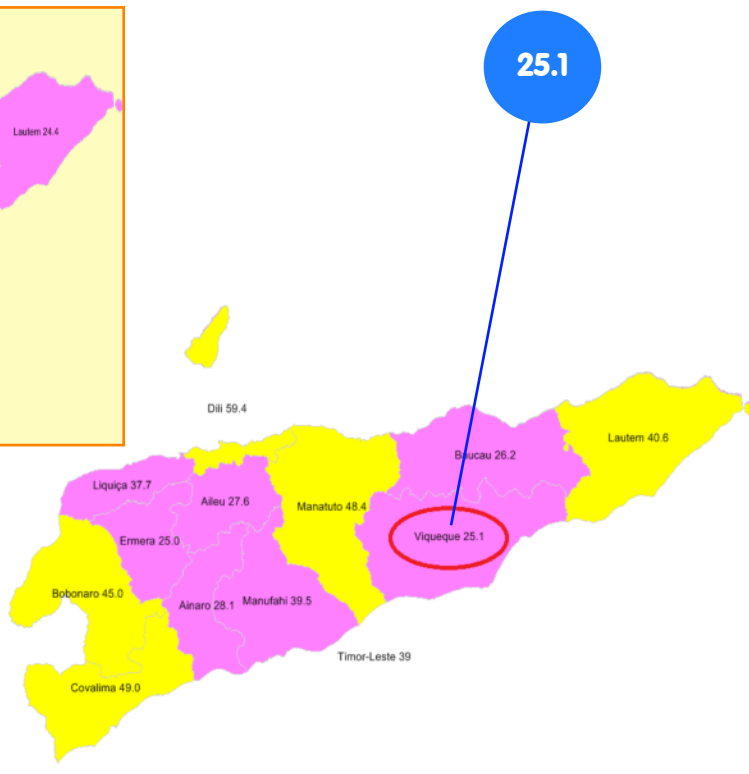


Tarjetu: To'o tinan 2020 atinje-ona 50% uma sira privadu nian halo-ho azuleju/nahe-ho semente

Kondisaun uma - ho lantai

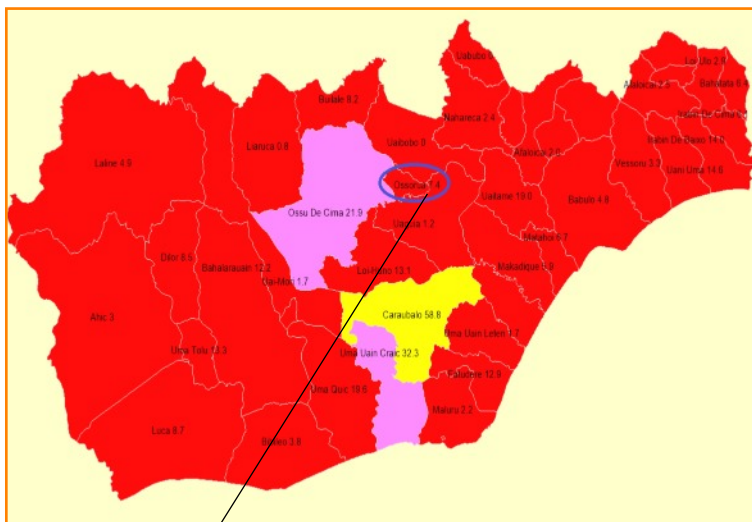


9.7

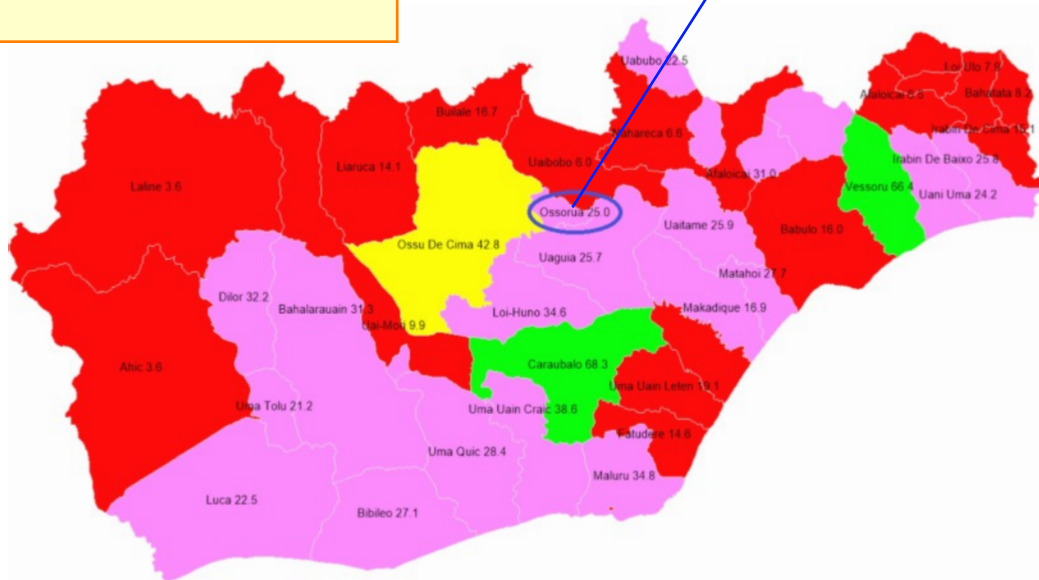


25.1

Viqueque 25.1



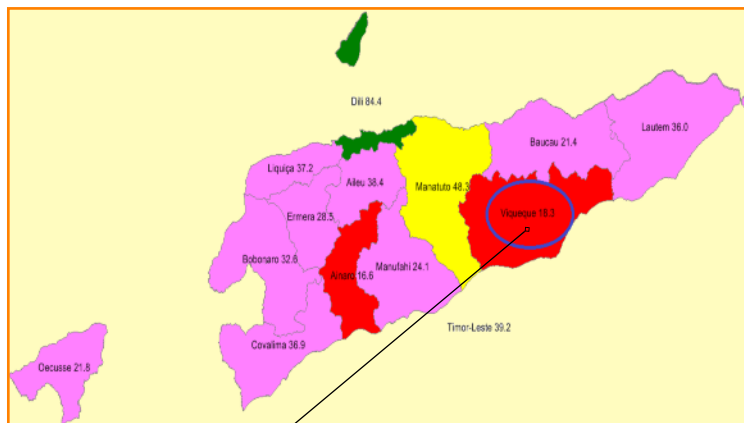
7.4



25.0

Uaguia 25.7

**Tarjetu: To'o tinan 2020 atinje-ona
70% populasaun uza sanitasaun
ne'ebé diak**

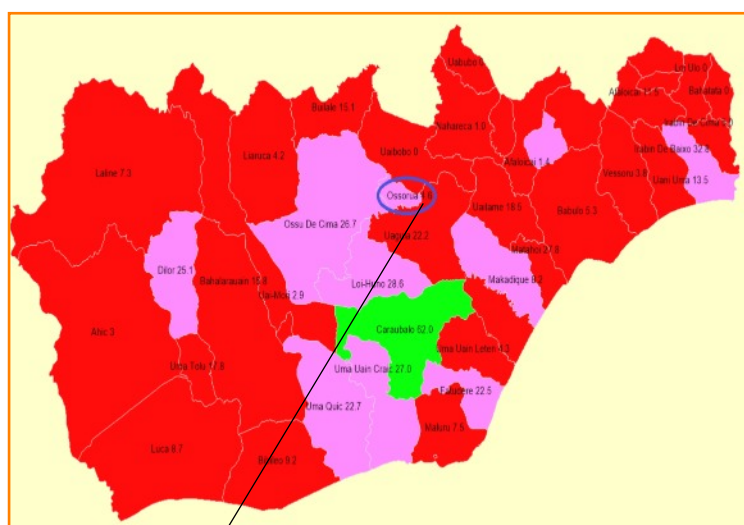


36.3

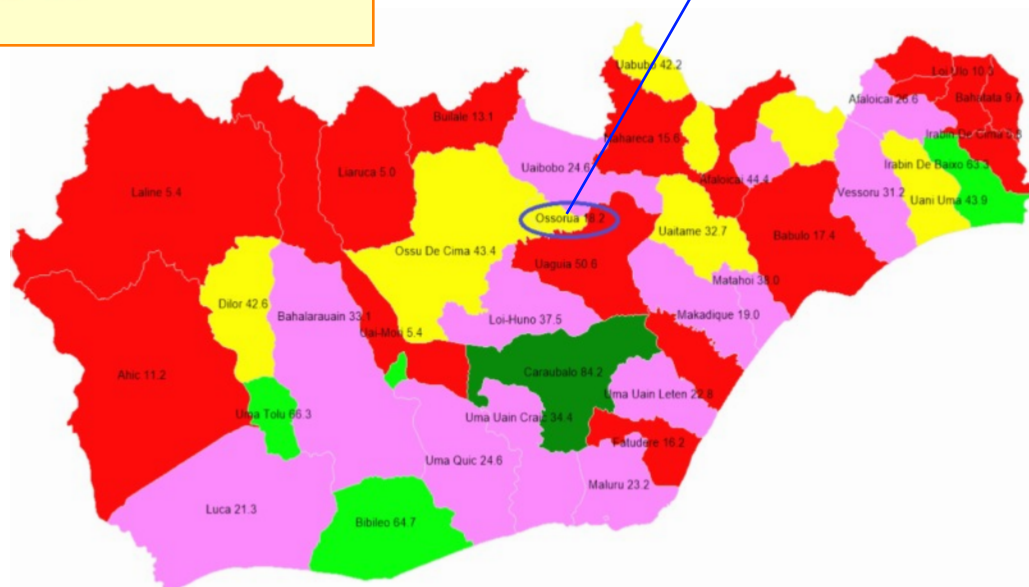
18.3



18.2

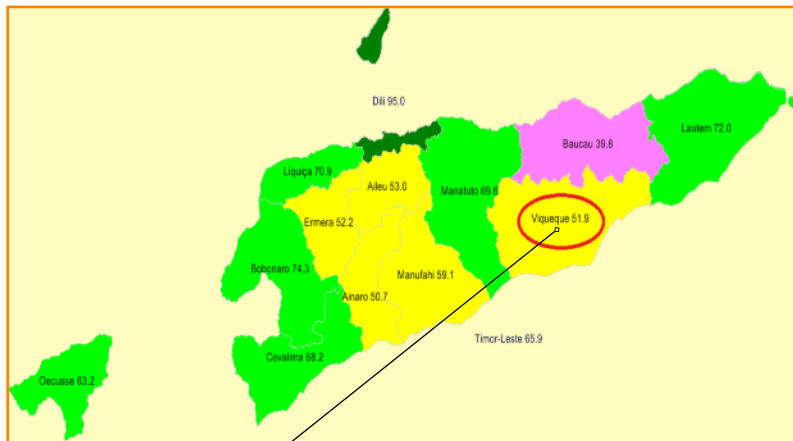


4.6

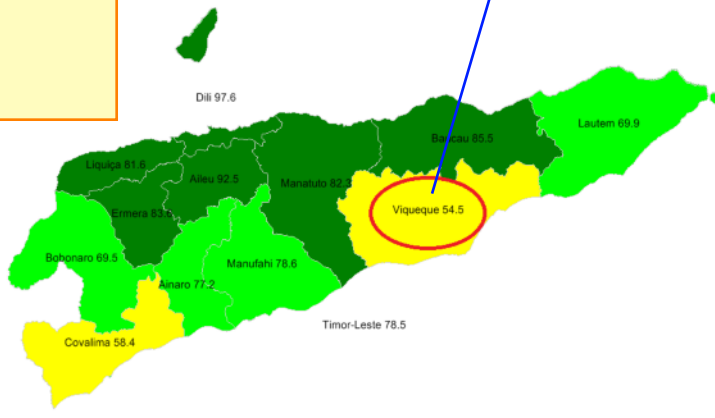


**Tarjetu: To'o tinan 2020 atinje-ona
100% populasahunhetan asesu ba
bee-mós ne'ebé di'ak**

Fonte husi bee-hemu

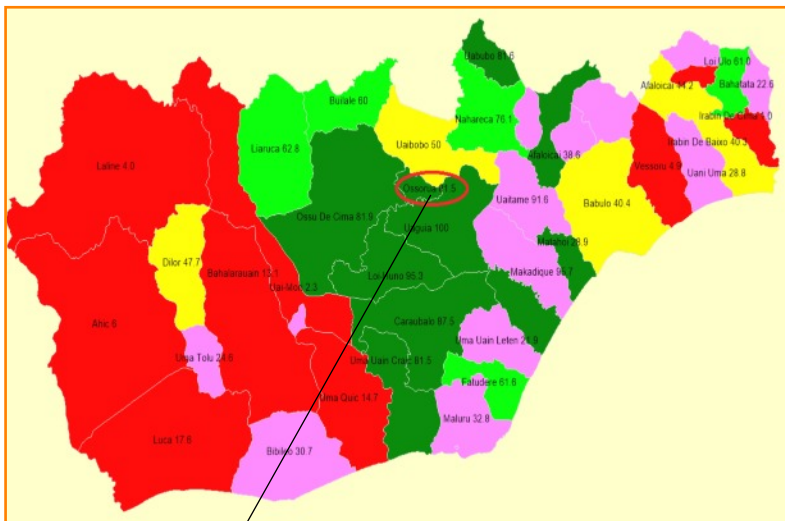


51.9

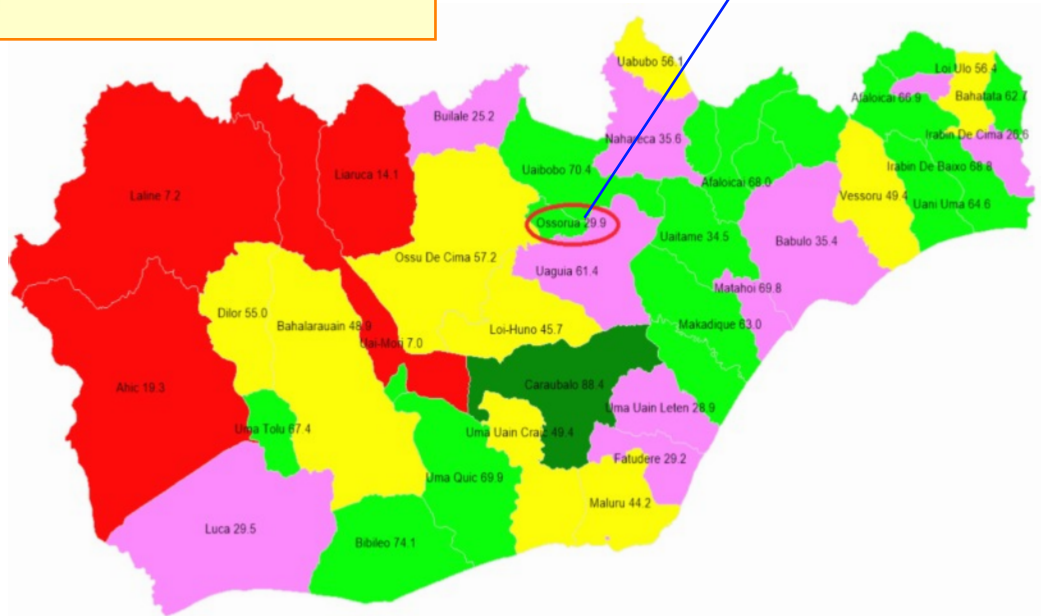


54.5

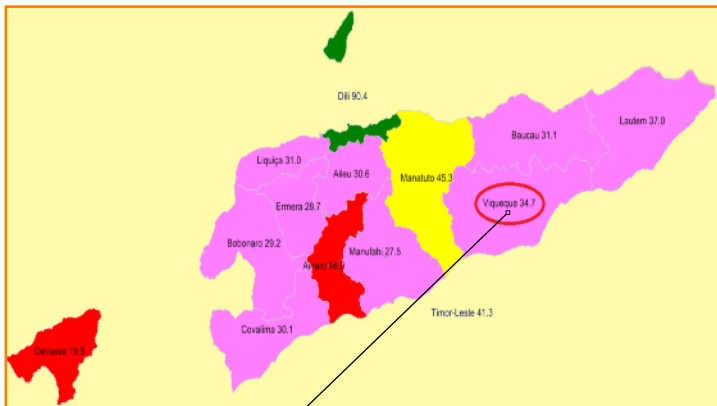
29.9



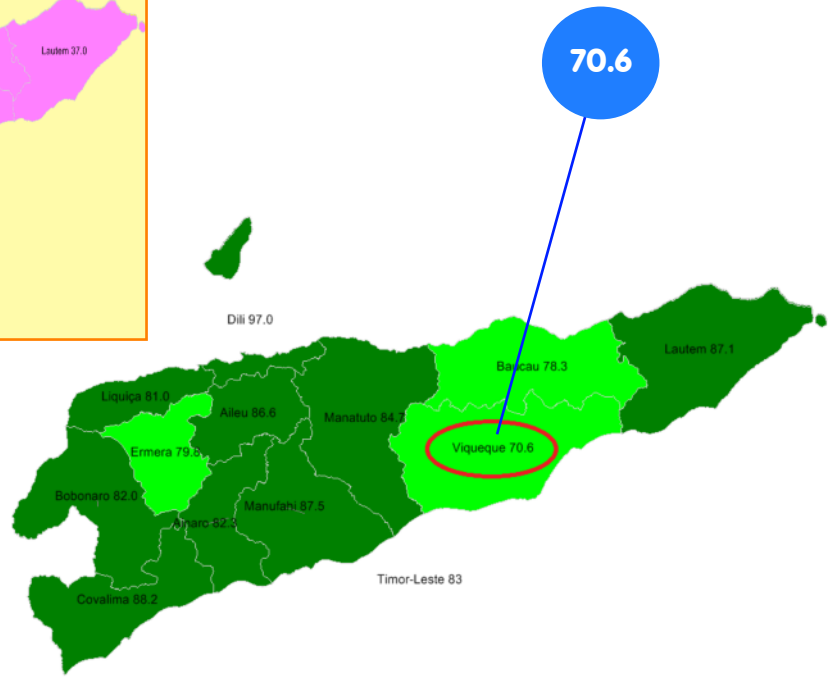
81.5



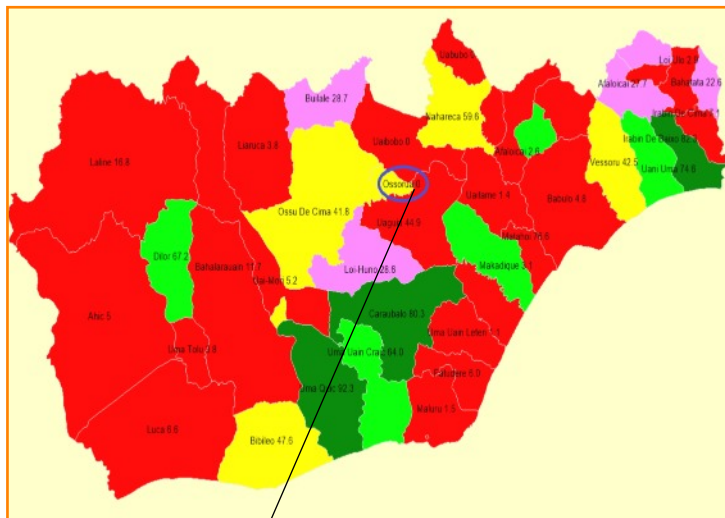
Tarjetu: To'o tinan 2020 atinje-ona 100% populasau nua fonte sira enérjia-mos nian ba fó-roman



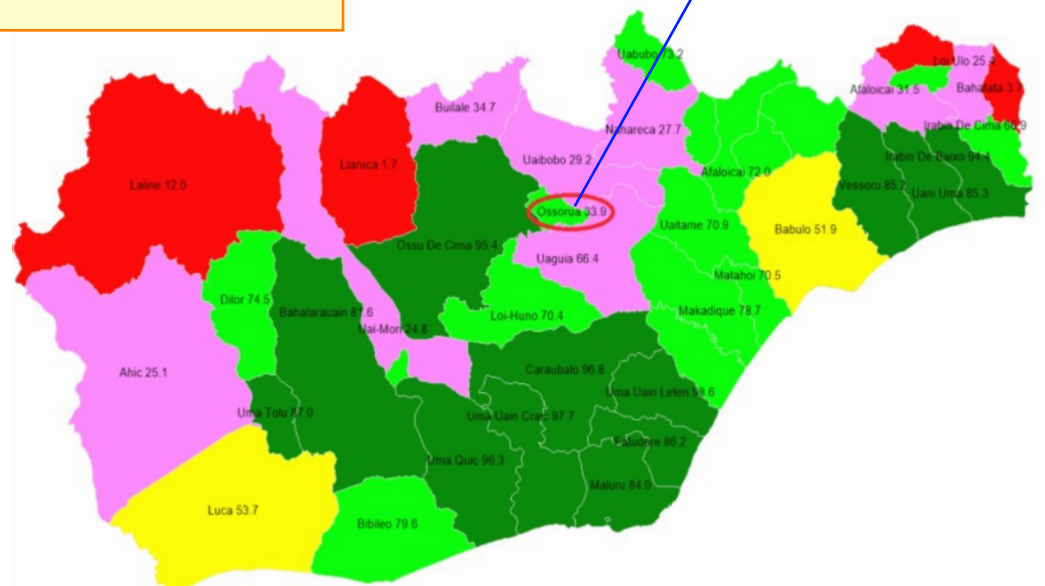
34.7



70.6



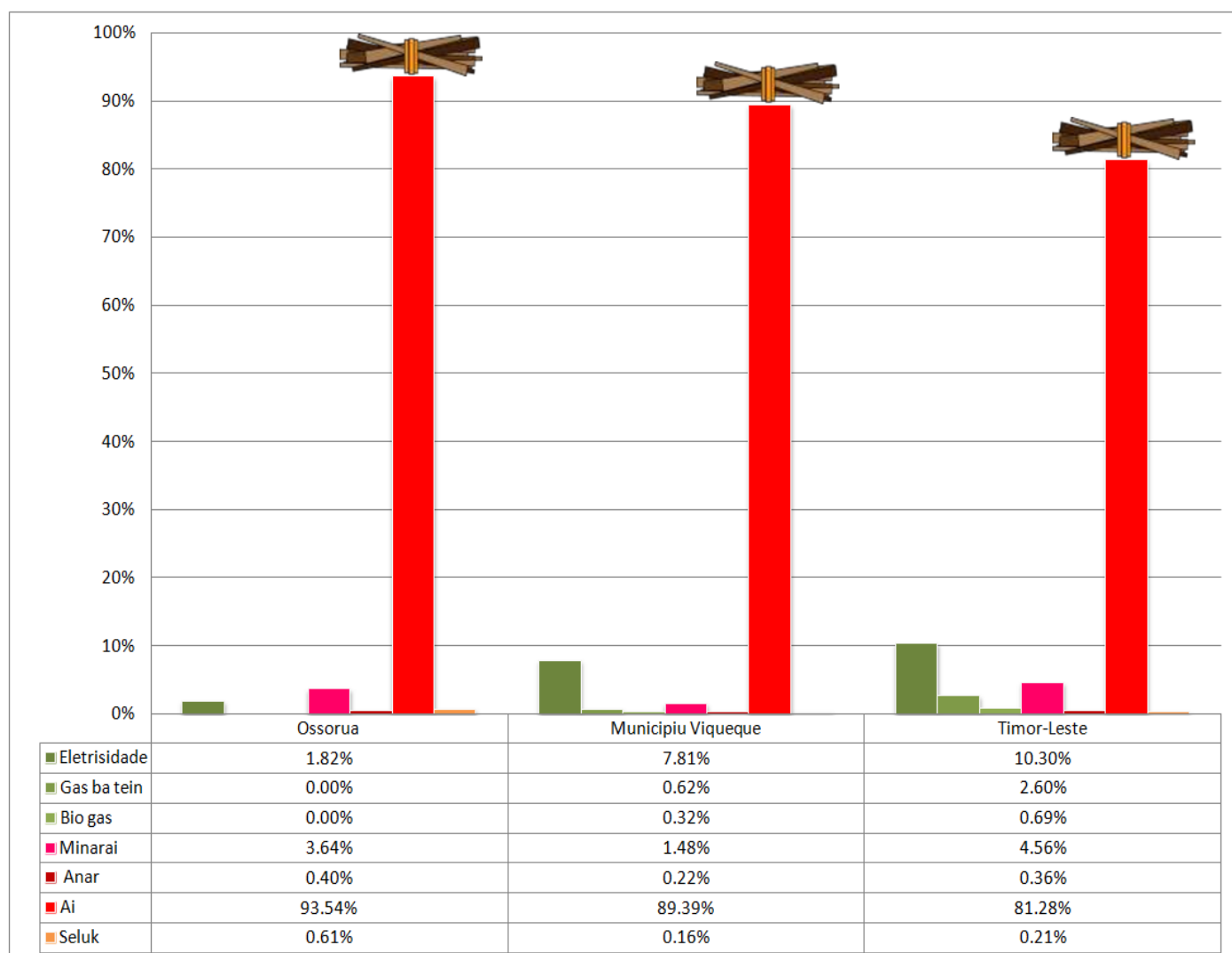
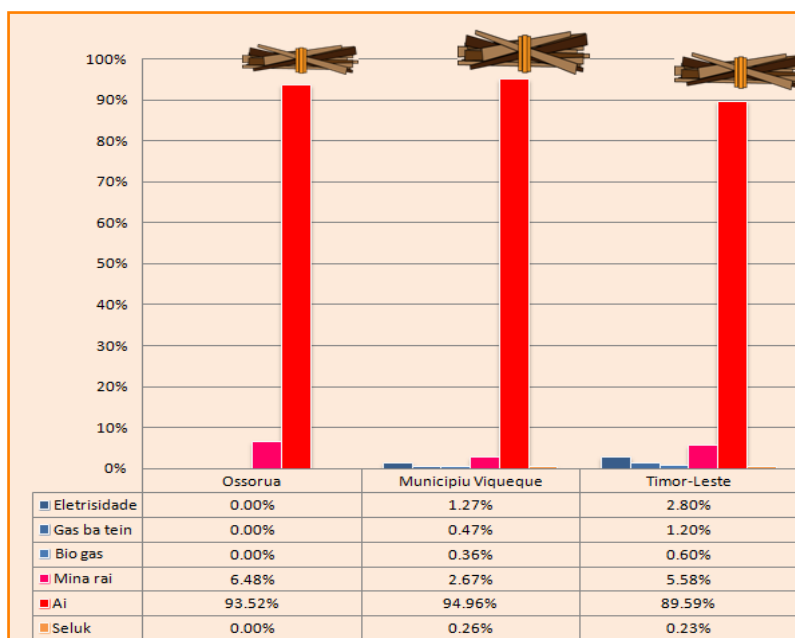
0



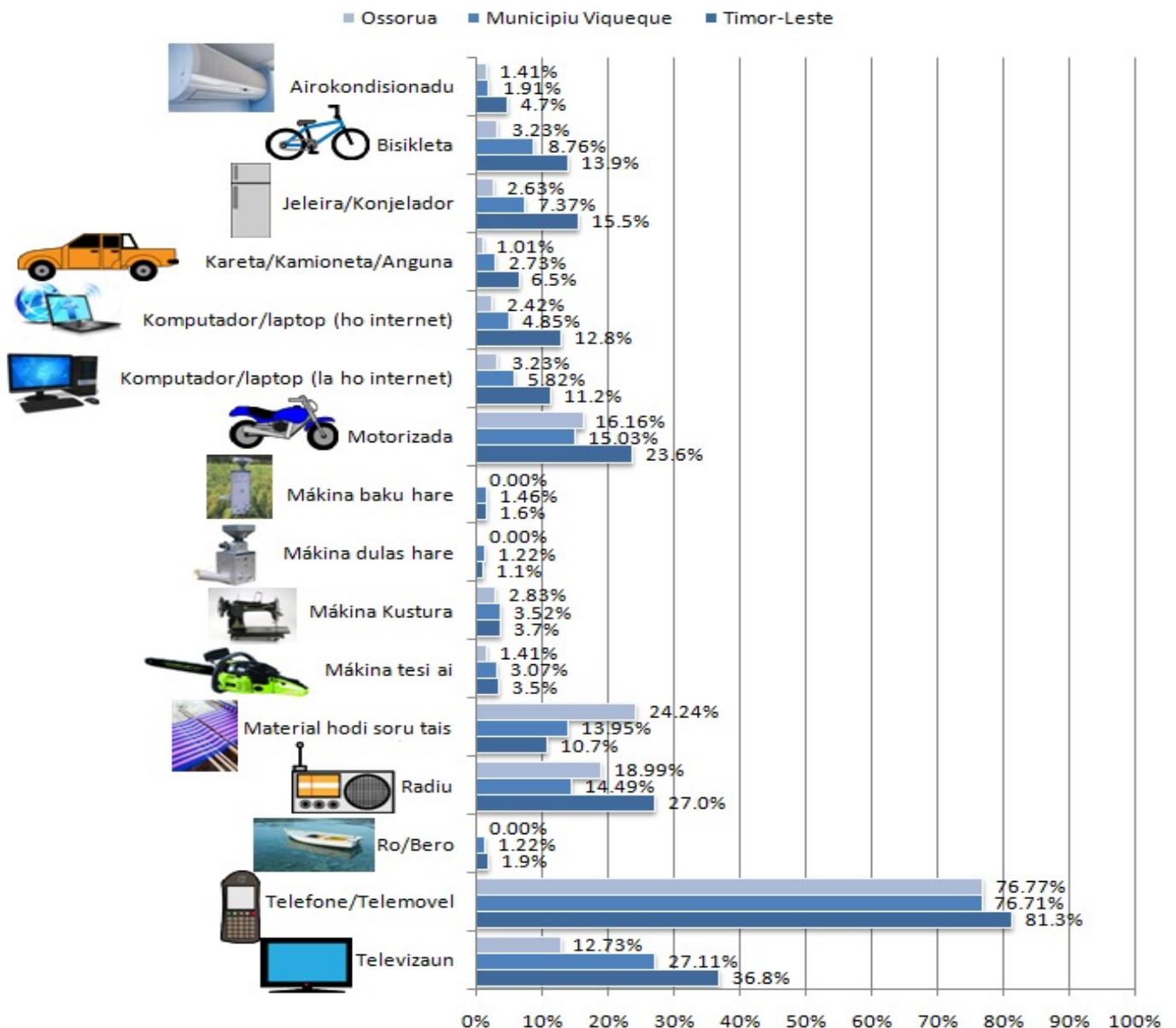
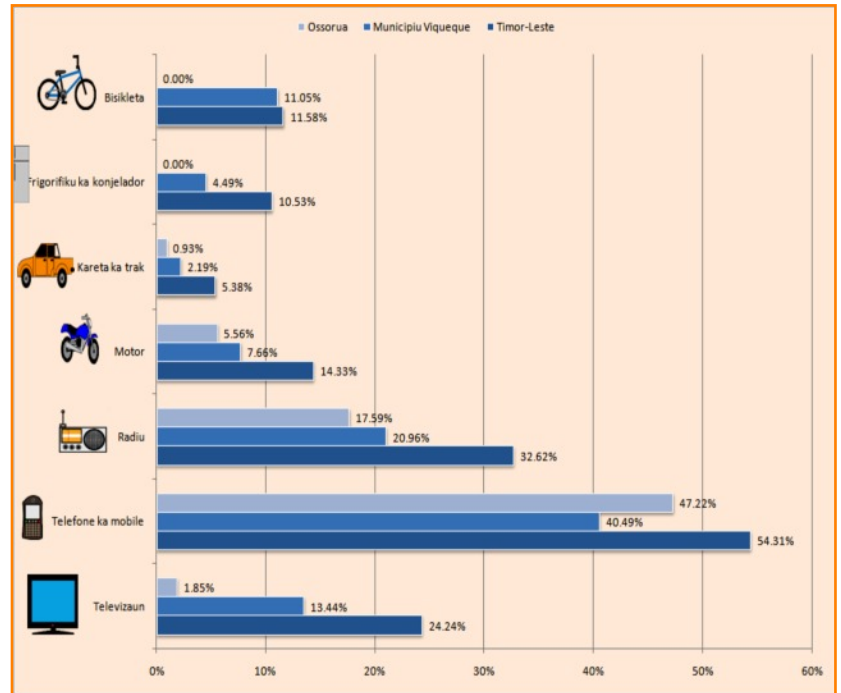
33.9

Tarjetu: To'o tinan 2020, atinje-ona 40% populasaun uza fonte sira enerjia-mos nian ba tein, ie., Eletrisidade, gas ba tein ka *biogas*

Tarjetu: To'o tinan 2020, atinje-ona 100% populasaun iha Dili uza fonte sira enerjia-mos nian ba tein



Sasan luxu



% husi fó asisténsia ba tuur-ahi husi fornecedor saúde ho abilidade di'ak
ba iha liña 2: kuaruk = 2010 & loos = 2015



Indikador Estatistika seluk

Mortalidade Kosok-oan

Alvu: Taxa mortalidade kosok-oan tenke kiik liu mate 20 iha hahoris 1,000 tó 2020

Taxa mortalidade kosok-oan iha Timor-Leste tun husi mate 44 iha hahoris 1,000 iha 2009 ba mate 74 iha hahoris 1,000 iha 2008-09.

Mortalidade Inan

Alvu: Taxa mortalidade inan tenke kiik liu mate 50 iha hahoris 100,000 tó 2020

Numeru feto mate husi hahoris 100,000 iha Timor-Leste tun husi 570 iha 2010.

Labarik < 5 tetu todan la too

Alvu: 99% uma-kain la iha labarik < tinan 5 tetu todan la too tó 2020

% populasaun moris iha uma-kain **la iha** labarik ho tinan kiik liu 5 ne'ebe tetu todan la too (abaixu pesu) **umenta husi 65% iha 2007 ba 84% iha 2014.**

Labarik < 5 la boot (atrofiadu)

Alvu: 95% uma-kain la iha labarik < tinan 5 la boot (atrofiadu) tó 2020

% populasaun moris iha uma-kain **la iha** labarik ho tinan kiik liu 5 ne'ebe la boot (atrofiadu) **umenta husi 62% iha 2007 ba 76% iha 2014.**

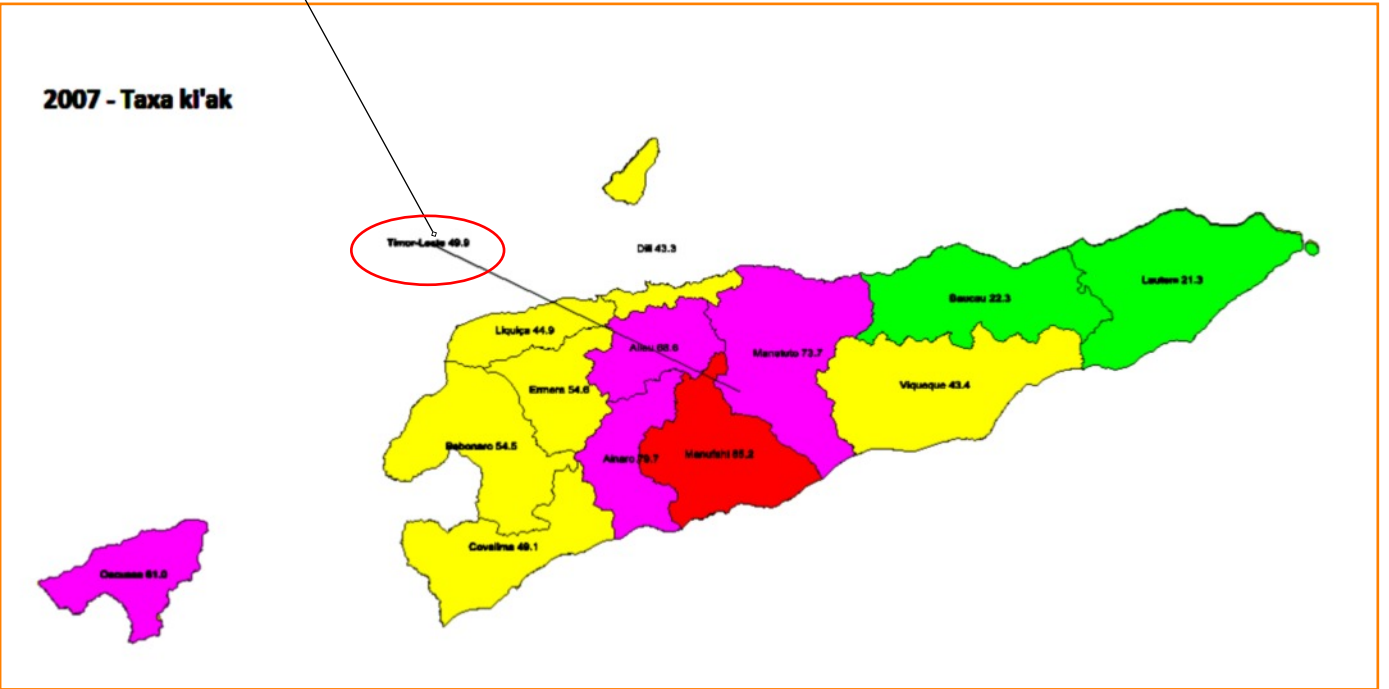
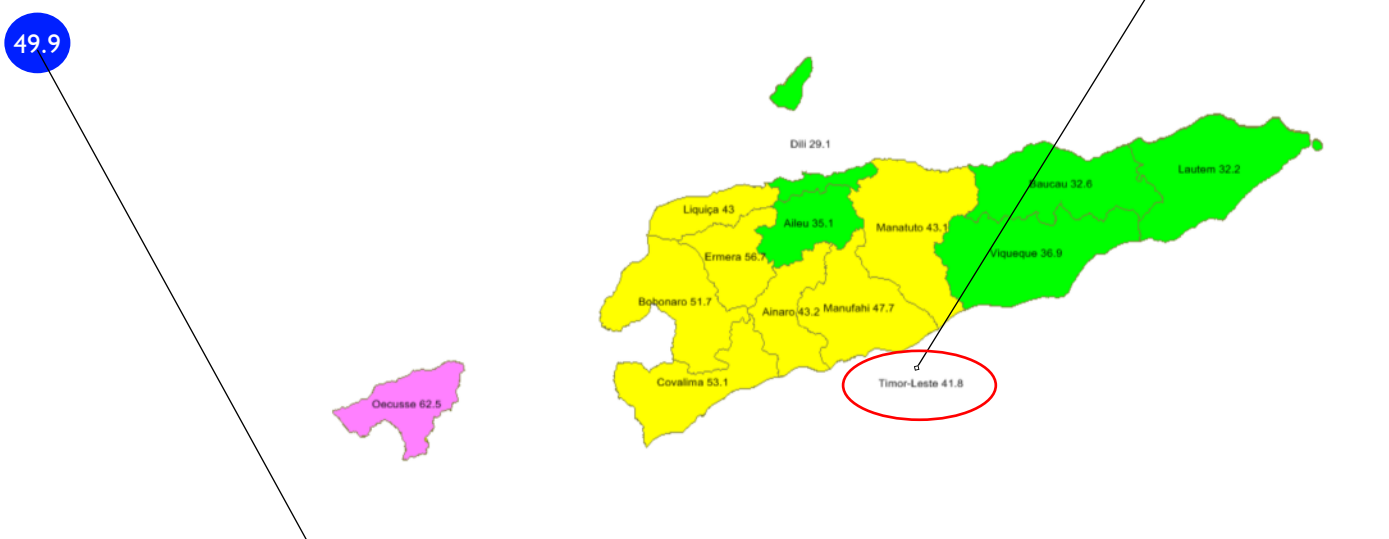
Labarik < 5 ho moras kauza frakeza boot

Alvu: 100% uma-kain la iha labarik < tinan 5 ho moras kauza frakeza boot tó 2020

% populasaun moris iha uma-kain **la iha** labarik ho tinan kiik liu 5 ne'ebe sofre moras kauza frakeza boot **umenta husi 80% iha 2007 ba 93% iha 2014.**



2014 - Taxa ki'ak nian uza liña ki'ak internasionál nian (mak 30.3%)



Oinsa hetan data/dadus sira?

Dadus hothotu iha Relatóriu ne'e hasai-ona hanesan tuirma:

- 1 % labarik husi umakain privadu sira iha sertifikadu moris nian (idade tinan 0-5)
- 2 % husi labarik-moris durante tinan lima ba kotuk hetan-ona atendimentu husi doktor ka mantri/bidan sira
- 3 % foinsa'e literasia (idade 15-24)
- 4 % Adultu literasia (15+)
- 5 % Atende-ona eskola (tinan 3+)
- 6 Matríkula likuida iha edukasaun báziku tinan 6:14 (ensinu tinan 9)
- 7 % Idade serbisu (15-59)
- 8 % Empregadu (idade 15-59)
- 9 Númeru manu sira iha kada umakain
- 10 Númeru fahi sira iha kada umakain
- 11 % U/K Involvidu iha produsaun ai-han
- 12 % U/K prodúz ai-han barakliu ba fa'an (Sensus 2015 de'it)
- 13 % U/K ho didinlolon ho fatuk/simente
- 14 % U/K ho kakuluk taka-kalen
- 15 % U/K nahe ho semente/fatuk
- 16 % U/K iha sanitasaun di'ak (sentina-matan iha posu-leten, ka posu iha fatin seluk, iis-sai ho di'ak husi posu, posu-luan no iis-sai ho di'ak)
- 17 % U/K iha asesu ba bee-moos hemu nian (inklui pipa, mota-bomba, we-tiha, we-matan no bee-galon)
- 18 % U/K iha asesu ba enérjia moos ba fó ahi-lakan (inklui eletrisidade, solar panel no biogas)
- 19 % U/K la depende ba ai-maran hodi tein (inklui eletrisidade, biogas, no panel solar)
- 20 % U/K iha asesu ba telefone/mobile
- 21 % U/K iha radio rasik
- 22 % U/K iha televizaun rasik
- 23 % U/K iha transporte rasik (motor ka kareta/karavana/anguna)
- 24 % Populasaun moris iha liña pobreza Internasionál nia-leten (\$40.45/fulan iha 2014)
- 25 % Populasaun moris iha liña Pobreza Nasionál nia-leten ((\$46.37/fulan iha 2014)



Ministériu Finansas

Edifisiu 5, Palasiu Governu,
Avenida Presidente Nicolau Lobato,
Dili, Timor-Leste



Telephone: +670 333 9510
Website: www.mof.gov.tl