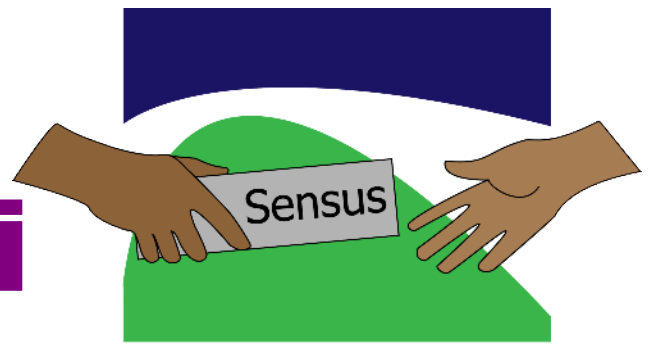


Sensus Fo Fila Fali 2015



Fo Fila Fali



Uaibobo
Município Viqueque



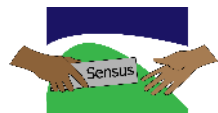
Kreditu ba Foto:

©DJ Estatistika ba maioria fotografia ne'ebé uza iha publikasaun ida ne'e, no mos foto frontal/iha oin no iha Kapa Traseira

©GKI-MF ba foto iha Pajina 29

©Hospital Distritu Suai ba Foto iha Pajina 29

©UNFPA/Timor-Leste ba Foto iha Pajina 29



Fo Fila Fali

Konteudu

Introdusaun

| | |
|-------------------------------------------------------------------------------|----|
| Kona ba estatistikas iha Relatoriu ida ne'e: | 2 |
| Introdusaun | 2 |
| Sumáriu ba Munisipalidade | 4 |
| Populasaun ho uma-kain | 6 |
| Mane no Feto | 6 |
| Mane no Feto nia tinan | 7 |
| Labarik ho idade < 5 ho sertifikadu moris nian | 8 |
| Taxa joven ne'ebé hatene lee no hakerek: idade 15-24 | 9 |
| Taxa adultus ne'ebé hatene lee no hakerek: idade > 15 | 10 |
| Lia inan | 11 |
| Edukasaun: Frekuensia Eskola | 12 |
| Nivel edukasaun ne'ebé mak hetan (Acaba) > idade 3 | 13 |
| Taxa atendentu likidu iha ensinu báziku: idade 6:14 | 14 |
| Forsa traballu potensial | 15 |
| Empregu | 16 |
| Animal ne'ebé hakiak | 17 |
| Proporsaun ba uma privadu ne'ebé envolve iha diversifika produsaun plantasaun | 18 |
| Proporsaun ba uma privadu ne'ebé envolve iha tipu oin-oin kona-ba kolleita | 19 |
| Produtividade agrikultura ba uma kain | 20 |
| Kondisaun una - ho muru externa | 21 |
| Kondisaun uma - ho kakuluk | 22 |
| Kondisaun uma - ho lantai | 23 |
| Saneamentu | 24 |
| Fonte husi bee-hemu | 25 |
| Fonte enerjia ba ahi-oan | 26 |
| Fonte enerjia ba tein | 27 |
| Sasan luxu | 28 |
| Partu ne'ebé hetan asisténsia husi fornecedor saúde kualifikadu | 29 |
| Indikador Estatistika seluk | 30 |
| Mapa ba Kiak nian | 31 |

Husi restaurasaun idependesia, ita realiza ona Sensus tolu. Dauluk iha 2004, tuir fali iha 2010 no ikus liu iha 2015.

Sensus hanesan ezersisio koleta dadus importante ida iha Timor-Leste tambá koko foti dadus husi sidadaun Timor-oan hotu relasiona ho sira nia kondisaun moris no desenvolvimentu. Iha 2010, Ministeriu Finansas (MF) desidi katak hafoin koleta dadus tomak husi Sensus, ita tenke fó fila fali ba ema hotu ne'ebe hola parte iha prosesu ida ne'e. Ema presiza hatene sira nia estatistikas. So hanesan ne'e maka sira bele hola parte iha tomada-desizaun ka informa diskusaun iha sira nia prosesu desenvolvimentu rasik. Nune'e, iha 2011, ita publika relatoriu dauluk *Sensus Fo Fila Fali* (SFFF).

Timor-Leste hakat dok ona desde ke ita restaura ita nia Ukun-aan. Timor-oan sira interesadu tebetebes iha desenvolvimentu. Ema hotu hakarak hola parte iha prosesu desenvolvimentu. Relatoriu Avaliasaun kona ba Sustantabilidade Dezenvolvimentu Ekonomiku 2016 ne'ebe fo sae iha Forum Ekonomiku Mundiial hatete katak Timor-Leste hetan fatin 7 iha nasaun 160 nia laran kona ba progresu makaas ne'ebe Timor-Leste halu hodi transforma nia kreximentu ekonomiku ba hadia povo nia moris iha periudu 2006 to'o 2014 nia laran. Relatoriu Kiak ne'ebe foin sae konfirma mos katak Timor-Leste halo parte nasaun sira ne'ebe hatun numeru ema kiak lalais liu iha periudu hanesan.

Sensus 2015 observa Timor-oan besik 5,000 baku odamatan iha uma-kain 204,597 atu foti informasaun kona ba sira nia situaun iha áreas hanesan edukasaun, saúde, saneamentu, kondisaun uma, asesu ba enerjia mos, we'e mos atu hemu, no seluk tan. Sensus 2015 revela mos katak agora daudaun Timor-oan 1,183, 643 moris iha rai-laran kompara ho 1,066,406 iha 2010.

Iha sira nia publikasaun darua, Diresaun Geral Estatistikas iha MF prepara ona Relatoriu SFFF 2015, ne'ebe buka atualiza no kompara ho informasaun hirak ne'ebe iha Relatoriu SFFF 2010. SFFF tau hamukuk dadus importante tebes ne'ebe relasiona diretu ho kondisaun moris uma-kain Timor-oan sira iha nivel suku.

Hatô ba ita kondisaun suku ida-idak nian oinsá iha setor edukasaun, ka habitasaun, ka saneamentu, ka enerjia mós no seluk seluk tan.

Husi relatoriu SFFF, Timor-oan ida-idak bele hetan informasaun hanesan ema nain hira maka moris iha nia Suku, hirak maka ba eskola, hirak maka labele ba eskola, hirak maka servisu, uma-kain hira mak iha asesu ba we'e mos atu hemu, nsst. Relatoriu SFFF fó mós oportunidade ba suku ida kompara nia dezempenhu ho suku seluk. Ema mós bele kompara sira nia kondisaun moris ho sira ne'ebe iha nivel munisipiu ka nasional.

Kartaun pontuasaun ne'ebe uza iha kor lima hanesan explika iha kraik, ne'ebe aplika ba setor hotuhotu. Liu husi mekanismu ne'e, hein katak relatoriu SFFF sei tulun lider lokal sira hodi jere diak liu tan sira nia suku.

Munisipalidade sira bele uza mós relatoriu SFFF atu tulun hetan resultadus. Sira bele uza informasaun iha relatoriu ne'e atu kordena asistensia husi doadores no husi sira nia rekursus rasik hanesan sira nia orsamentu. Sira bele uza mós informasaun ne'e atu monitoriza progresu iha sira nia suku, por exemplu, oinsá estudante sira nia dezempenhu iha eskola? Tansá maka barak la ramata eskola? Tansá numeru ema la hatene lé no hakerek aumenta ka la tun lalais? Nomos, ajensia nasional sira bele uza informasaun ne'e atu fo premiu ba esforsu hirak ne'ebe diak liu. Bele programa alokasaun orsamentu ba tulun sira ne'ebe presiza liu, maibe ao mesmu tempu, bele uza dadus atu recompensa dezempenhu diak.

Hirak ne'e hanesan razaun balu deit tansá produsaun dadus ne'e importante tebes ba ita nia lider hotu – husi Nasional, Munisipiu to Suku – tamba ferramenta ida ne'e bele tulun sira hola desizaun informadu no oinsá bele hadia resultadus desenvolvimentu iha sira nia area responsabilidade.

SFFF hanesan kreditu positivu ida ba dedikasaun no esforsu makas husi ekipa Diresaun Jeral Estatistikas, ne'ebe halo mehi ne'e akontese. Lori Ministeriu Finansas nia naran, hau hakarak expresa hau nia agradesimentu boot ba ita boot sira hotu - no ita nia parseiru dexenvolvimentu, liu-liu sira ne'ebe kontribui ba halo Relatoriu SFFF 2015 realidade ida.

Santina JRF Viegas Cardoso,
Ministra Finansas, RDTL

Kona ba estatistikas iha Relatoriu ida ne'e:

- Estatistikas 2010 nian reprezenta iha kaixa kloridu no nia grafiku kiik liu 2015 nian
- Karik la espesifika, entaun estatistikas hirak ne'e pertense ba suku refere iha Relatoriu
- Kor karatun Pontuasaun
 - Kor **MEAN** hatudu katak numeru populasaun kiik liu 20% maka dehan katak sira iha asesu ba servisu ida ne'e
 - Kor **ROZA** hatudu katak numeru populasaun 20% too 39.9% maka dehan katak sira iha asesu ba servisu ida ne'e
 - Kor **KINUR** hatudu katak numeru populasaun 40% too 59.9% maka dehan katak sira iha asesu ba servisu ida ne'e
 - Kor **VERDE NAROMAN** hatudu katak numeru populasaun 60% too 79.9% maka dehan katak sira iha asesu ba servisu ida ne'e
 - Kor **VERDE TUAN** hatudu katak numeru populasaun 80% ba leten maka dehan katak sira iha asesu ba servisu ida ne'e
- Produtividade – aumentu inventoriu ne'ebe defini husi numeru animal iha uma-kain idaidak

Porsentu (%)

| | |
|--|--------------|
| | 0.0 - 19.9 |
| | 20.0 - 39.9 |
| | 40.0 - 59.9 |
| | 60.0 - 79.9 |
| | 80.0 - 100.0 |

Oinsá Viqueque moris desde ita fo sai Relatóriu Sensus Fo Fila Fali (SFFF) iha 2010? Ita ezamina saida mak akontese iha Viqueque iha tinan 5 liu ba.

Viqueque agora Munisipalidade ida maibé kontinua iha nafatin Postu Administrativu 5 no Sukus 35. Populasaun Viqueque aumenta ema 5,997 husi 70,036 iha 2010 ba 76,033 iha 2015. Numeru total uma-kain aumenta mos husi 13,807 ba 15,297. Populasaun total iha feto 37,902 ka 50%, enkuantu 9,351 ka 12% iha tinan 60 ka liu. Ema 43,902 ka 58% moris iha tinan kiik liu 25. 9,341 ka 12% moris iha tinan 5 liu ba nia laran.

Metodolojia uza atu sukat dezvoltamentu hanesan padraun ne'ebé uza iha Munisipalidade hotu. Ba Munisipalidade ida-idak, sei fo pontuasaun ba grupu indikator 20 ba 2010 ho 2015 no rezultadu sei soma hamutuk hotu atu determina se Munisipalidade experimenta dezvoltamentu forte ka fraku entre 2010 ho 2015. Iha nível Munisipalidade, indikator hetan kor mean se kobertura husi indikator dezvoltamentu kiik liu 20%. Kodigu kor mean, roza, kinur, matak-klaru ho matak-nakukun hatudu aumentu kobertura husi indikator dezvoltamentu. Dezvoltamentu iha objetivu atu hetan kor matak-nakukun tanba ida ne'e hatudu katak Munisipalidade dezempeña diak iha indikator espesifiku ida. Einjeral, bainhira indikator barak hetan kor mean, roza ka kinur ne'e dehan katak Munisipalidade "ladun-dezenvolve", no bainhira indikator barak hetan kor matak-klaru ho matak-nakukun ida ne'e dehan katak Munisipalidade "dezenvolve-liutuan".

Tabela iha kraik halo nu'usá atribui kor oin-oin ba pontuasaun ida-idak no agredadu ba munisipalidade ida-idak.

| Pontuasaun Indikator | Kodigu Kor Indikator | Pontuasaun agregadu ba munisipalidade |
|----------------------|----------------------|---------------------------------------|
| < 20% | | Ladun-dezemvolve |
| 20-39.9% | | |
| 40-59.9% | | |
| 60-79.9% | | Dezemvolve-liutan |
| >80% | | |

Bele halo komparasaun husi rezultadu iha 2010 ho 2015 atu determina oinsá Munisipalidade ida-idak dezenvolve a'an no kompara entre Munisipalidade sira iha 2015 atu haree Munisipalidade ne'ebé maka dezvoltavidu liutan ka ladun.

Tabela iha kraik apresenta sumáriu ida relasiona ho oinsá Viqueque dezempeña iha indikator 20 ne'ebé sesiona. [Viqueque iha dezempeñu moderamente diak](#) kompara ho Munisipalidade seluk. Indikator (8) ka 40% husi nia indikator hetan liu 60% iha 2015, maibe ida ne'e melloramentu boot iha 2010, ne'ebé indikator 3 deit maka dezempeña liu 30%. Defaktu 5 hanesan aumentu boot liu no Munisipalidade 4 deit mak atinje. Indikator 12 deit mak hetan menuske 60% iha 2015 kompara ho 17 iha 2010. [Viqueque mellora nia dezvoltamentu husi baze kiik](#).

| Kartaun Pontuasaun | 0 - 19.9% | 20 - 39.9% | 40% - 59.9% | 60% - 79.9% | 80% - 100% |
|--------------------------------|-----------------------|------------|-------------|-----------------------|------------|
| Kartaun Pontuasaun ba Viqueque | | | | | |
| 2010 | 5 | 5 | 7 | 2 | 1 |
| | Ladun-dezenvolve (17) | | | Dezenvolve-Liutan (3) | |
| 2015 | 2 | 7 | 3 | 7 | 1 |
| | Ladun-dezenvolve (12) | | | Dezenvolve-Liutan (8) | |

Tabela iha kraik hatudu katak Munisipalidade Viqueque hatudu melloramentu iha indikator 16 ho aumentu iha korbetura ba persentajem populasau ka uma-kain sira.

Melloramentu boot liu mak iha area material harii uma-kain (maibé husi baze kiik), asesu ba fonte enerjia mos ba ahuan no tein no asesu ba telefone. Embora iha melloramentu substansial ba asesu atu mellora saneamentu, Viqueque sei nafatin hetan klasifikasaun kiik ba indikator ida ne'e iha 2015.

Sei iha tan fatin atu hetan melloramentu tan iha indikator barak ne'ebé hetan kor mean, roza ka kinur iha 2015, porezemplu %, atendimentu ho abilidade ba fo hahoris, empregu, uza material konstrusaun modernu ba didilolon ho rai, sai nain ba sasaan uma-laran. Sai nain ba radiu diminui maibé ida ne'e akontese iha rai-laran tomak tanba aumenta fali sai nain ba telivizaun, ne'ebé sustitui uza radiu iha uma-kain balun.

Viqueque hanesan Munisipalidade dezempeña kiak-liu kona-ba % labarik tinan 0-5 ne'ebé rejista bainhira sira moris no iha sertifikadu nasimentu. Persentajen ne'e atualmente diminui husi 35% iha 2010 ba 25% iha 2015. Iha fatin atu mellora tanba objetivu ne'ebé tenke aplika ba labarik hotu atu rejista sira nia data moris ho iha sira nia sertidaun nasimentu rasik.

Preokupasaun seluk ba Viqueque maka literasia hatun husi juventude sira. Ida ne'e, tuir dadus Sensus tun 14% husi 81% tun ba 70% entre 2010 no 2015. Defaktu ba tinan 2015 Viqueque hetan klasifikasaun kiik-liu ba indikator ida ne'e.

Iha Viqueque, 76% populasau hetan klasifikasaun henesan laos-kiak, ho besik ema um-kuartu (24%) moris ho menus \$40.45 iha fulan ida haree ba Timor-Leste nia presu iha 2014 – liña kiak internasional. Se uza liña pobreza nasional (moris ho menus \$46.37 iha fulan ida), ne'ebé bazeia ba padraun no presu konsumu prevaesente iha Timor-Leste iha 2014, 63% populasau klasifika hanesan laos-kiak, no besik ema haat husi ema sanulu klasifika hanesan kiak.

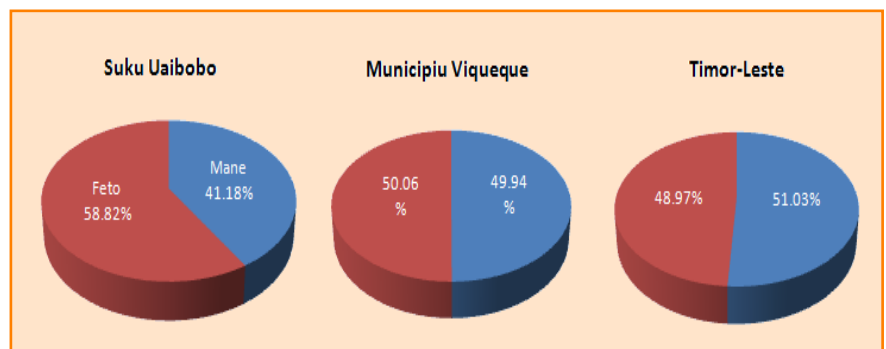
Entre um-kuartu no ema haat husi 10 klasifika hanesan kiak ker uza medida internacional ka nasional, sei presiza duni hamenus kiak.

| | Indikadores | Viqueque | | % diferença (2010-2015) | Mudansa media tinan-tinan (%) |
|----|-----------------------------------------------------------------------|----------|------|-------------------------|-------------------------------|
| | | 2010 | 2015 | | |
| 1 | % nasimentu rejistadu ho sertifikadu (tinan 0-5) | 34.6 | 25.2 | -27.1 | -6.3 |
| 2 | % partus tulun husi profesional saude kualifikadu iha tinan lima ikus | 30.5 | 35.7 | 17.2 | 3.2 |
| 3 | % Alfabetizasaun ba jovens (tinan 15-24) | 81.3 | 69.7 | -14.3 | -3.1 |
| 4 | % Alfabetizasaun ba adultus (15+) | 51.1 | 55.9 | 9.4 | 1.8 |
| 5 | % Atende eskola (tinan 3+) | 63.4 | 66.4 | 4.7 | 0.9 |
| 6 | matrikula likida iha ensinu baziku tinan 6:14 (eskola tinan 9l) | 79.7 | 76.1 | -4.5 | -0.9 |
| 7 | % tinan serbisu (15-59) | 43.9 | 47.0 | 7.1 | 1.4 |
| 8 | % Empregadu (tinan 15-59) | 52.4 | 54.7 | 4.4 | 0.9 |
| 9 | uma-kain ida-diak hakiak manu | 5.9 | 6.3 | 7.1 | 1.4 |
| 10 | uma-kain ida-idak hakiak fahe | 2.5 | 2.7 | 6.3 | 1.2 |
| 11 | % H/H Involve iha produsaun kolleita | 57.3 | 89.5 | 56.3 | 8.9 |
| 12 | % H/H produz kolleita liu-liu ba faan (2015 PHC deit) | | 2.5 | | |
| 13 | % H/H ho simentu/didilolon esternal bloku | 12.8 | 21.9 | 70.4 | 10.7 |
| 14 | % H/H ho telladu | 49.7 | 64.8 | 30.4 | 5.3 |
| 15 | % H/H ho simentu/rai bloku | 9.7 | 25.1 | 157.9 | 18.9 |
| 16 | % H/H ho melloramentu ba saneamentu | 18.3 | 36.3 | 98.4 | 13.7 |
| 17 | % H/H iha asesu ba hemu bee moos (inklui bee iha botil) | 51.9 | 61.5 | 18.4 | 3.4 |
| 18 | % H/H iha asesu ba enerjia moos ba ahioan (inklui biogas) | 34.7 | 70.5 | 103.4 | 14.2 |
| 19 | % H/H la depende ba ai hodi tein | 5.0 | 10.6 | 110.5 | 14.9 |
| 20 | % H/H asesu ba telefone | 40.5 | 76.7 | 89.4 | 12.8 |
| 21 | % H/H iha radiu | 21.0 | 14.5 | -30.9 | -7.4 |
| 22 | % H/H iha telivizaun | 13.4 | 27.1 | 101.7 | 14.0 |
| 23 | % H/H iha meiu transporte | 20.9 | 26.5 | 26.9 | 4.8 |
| 24 | % Populasau liu lina Pobreza Internacional (2014) | | 75.7 | | |
| 25 | % Populasau liu lina Pobreza Nasional (2014) | | 63.1 | | |

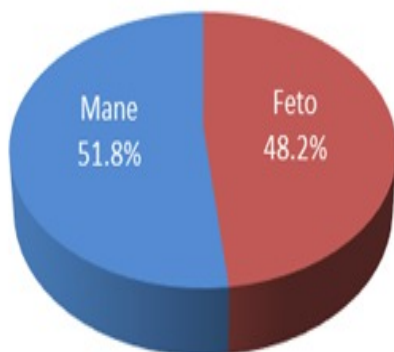
| Area Geografiku | 2015 | | | | 2010 | | | |
|--------------------|------------|---------|---------|---------|------------|---------|---------|---------|
| | Populasaun | | | Umakain | Populasaun | | | Umakain |
| | Total | Mane | Feto | | Total | Mane | Feto | |
| Suku Uaibobo | 1,259 | 652 | 607 | 301 | 17 | 7 | 10 | 4 |
| Municipiu Viqueque | 76,033 | 38,131 | 37,902 | 15,297 | 70,036 | 34,976 | 35,060 | 13,807 |
| Timor-Leste | 1,183,643 | 601,112 | 582,531 | 204,597 | 1,066,409 | 544,199 | 522,210 | 184,652 |



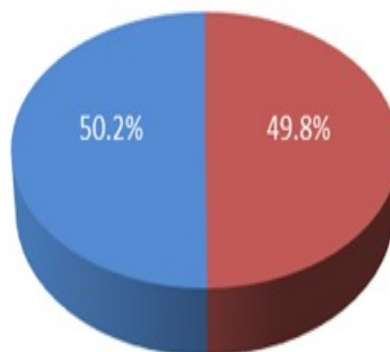
Mane no Feto



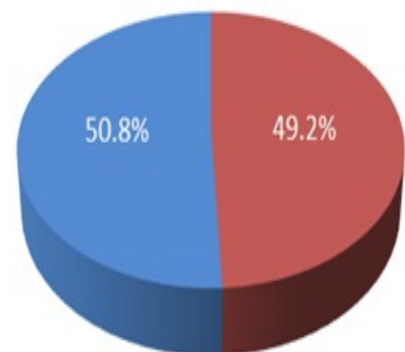
Suku Uaibobo



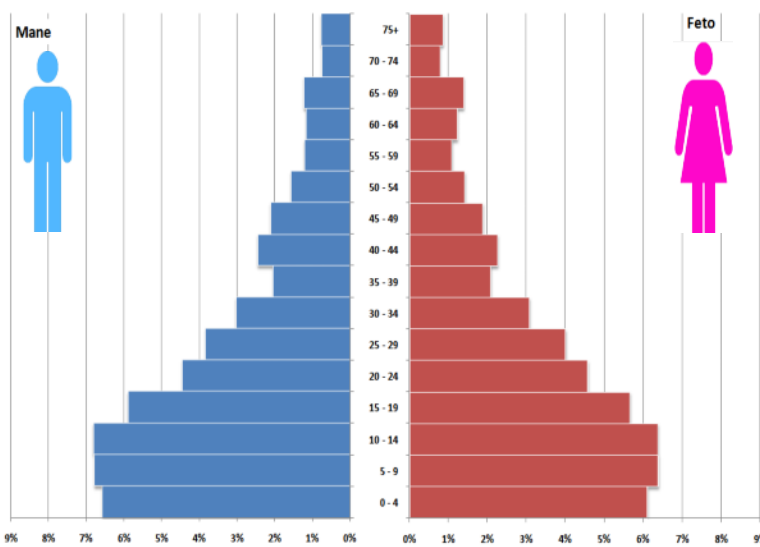
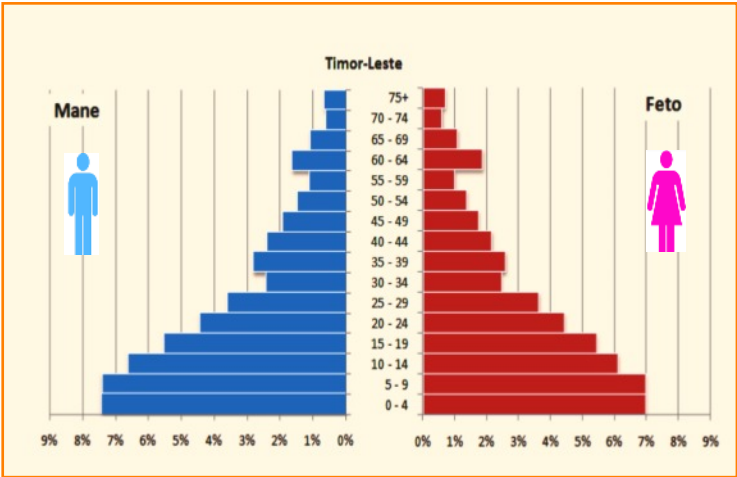
Municipiu Viqueque



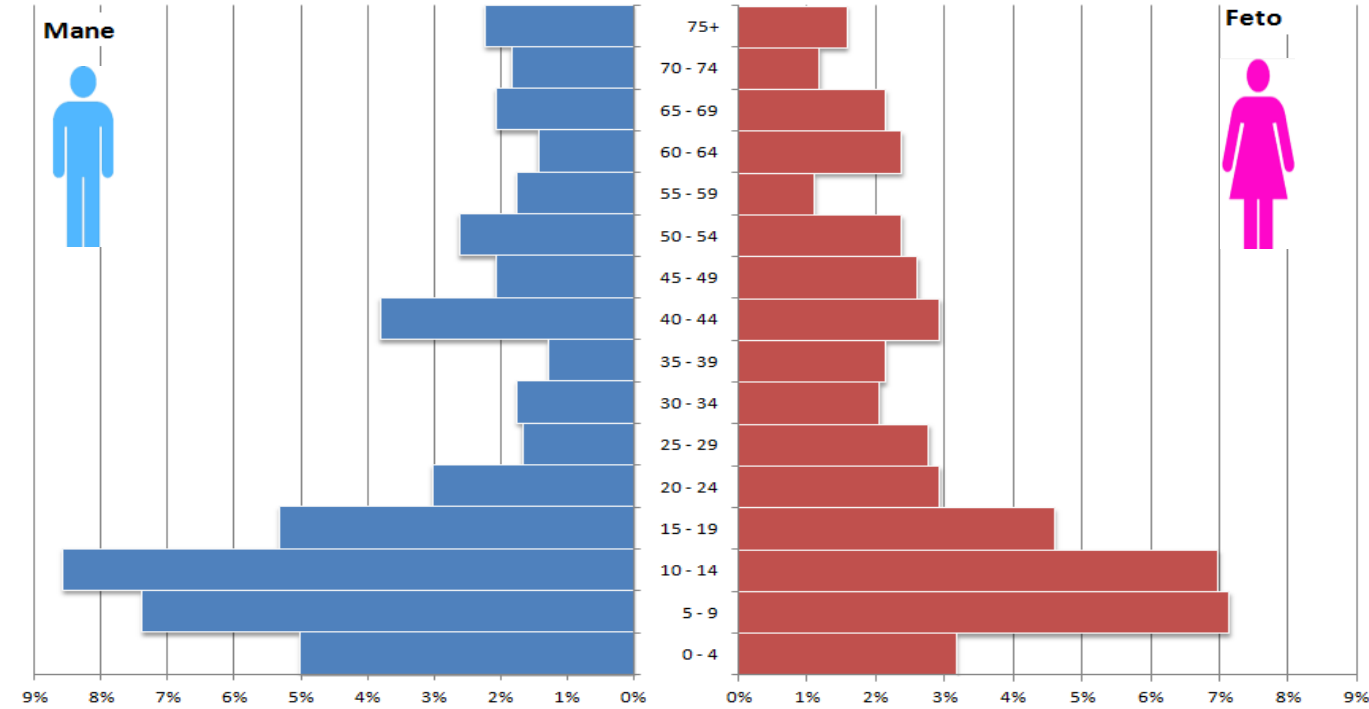
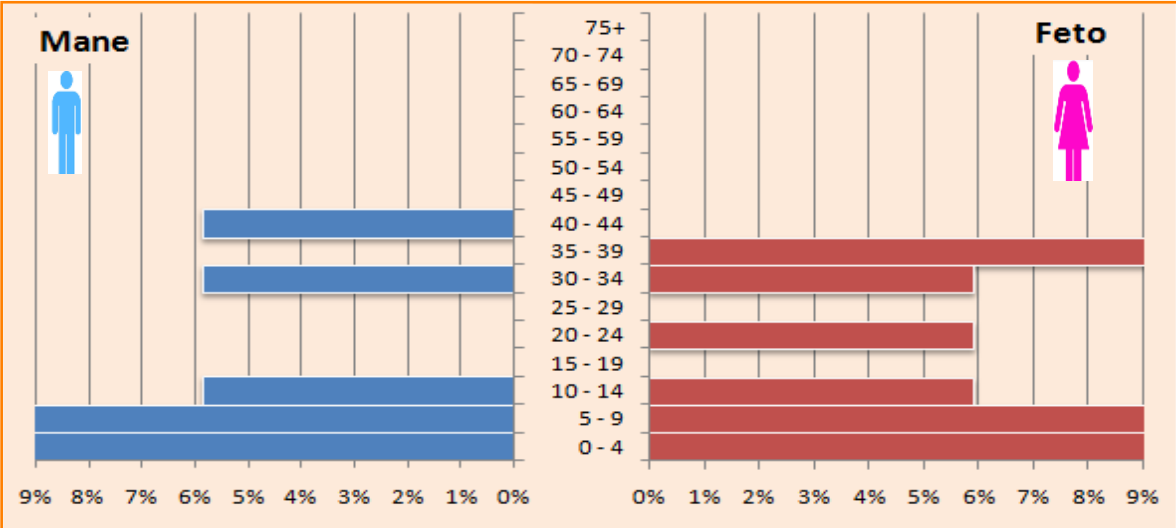
Timor-Leste

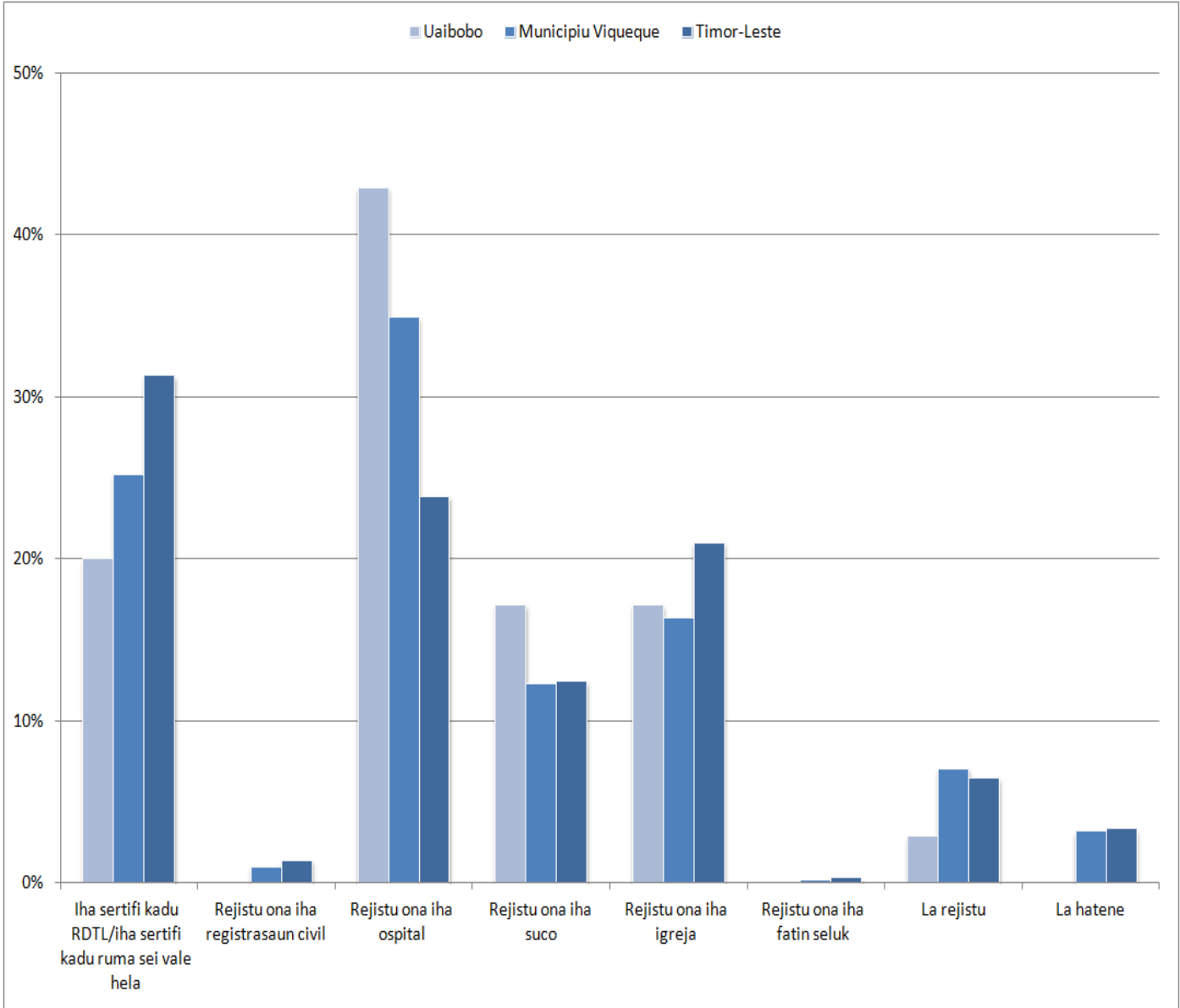
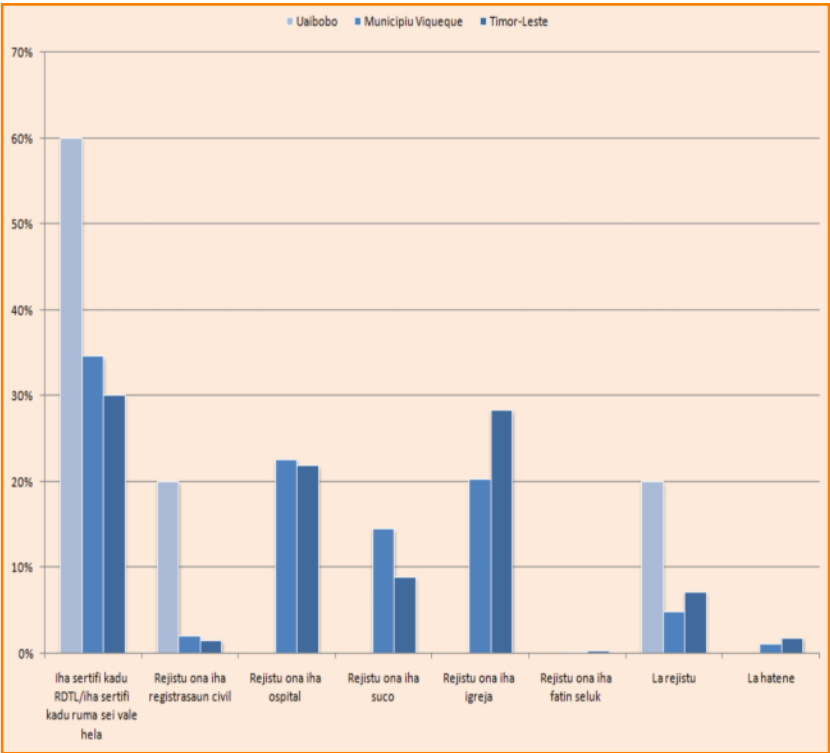


Timor-Leste



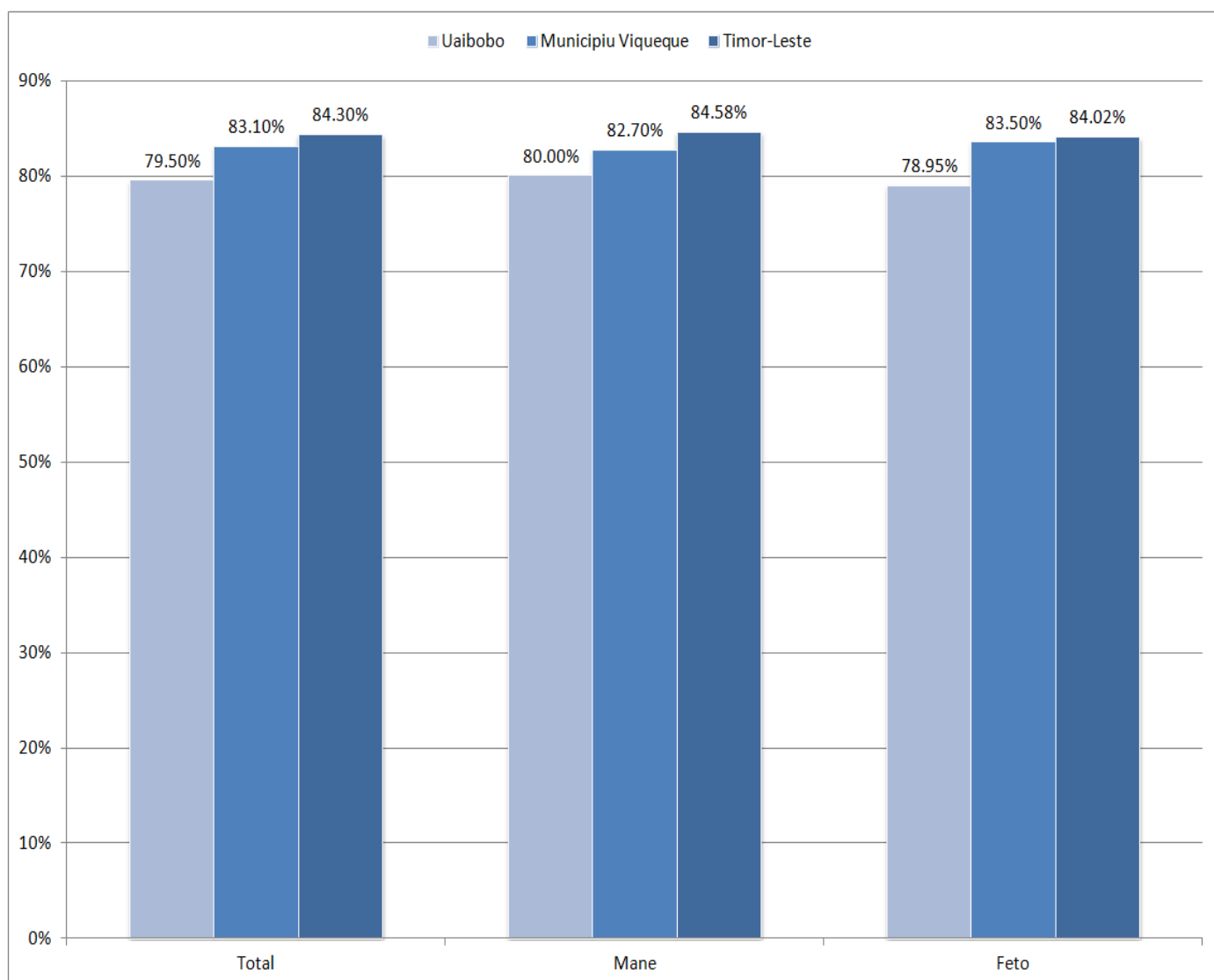
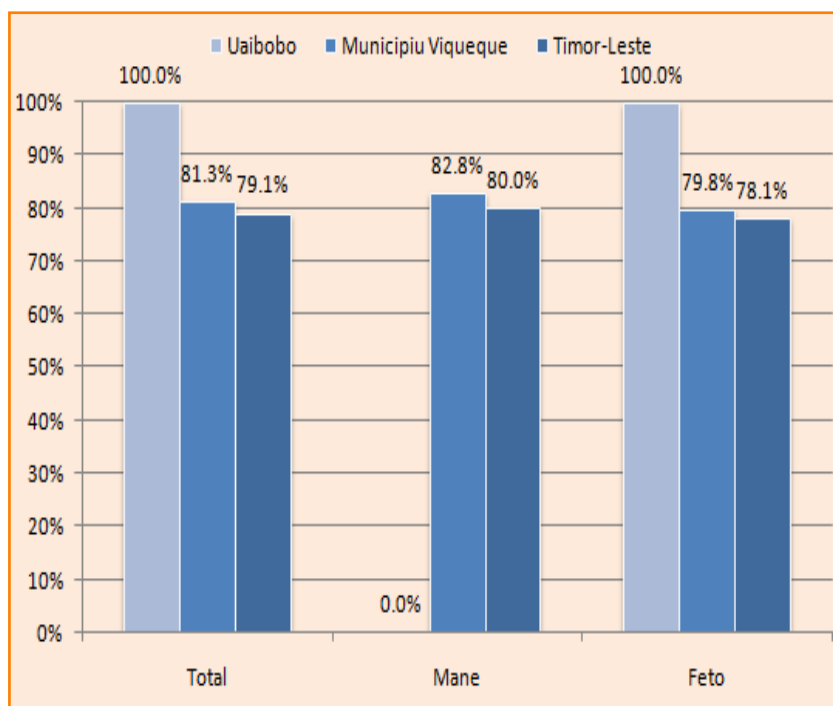
Uaibobo





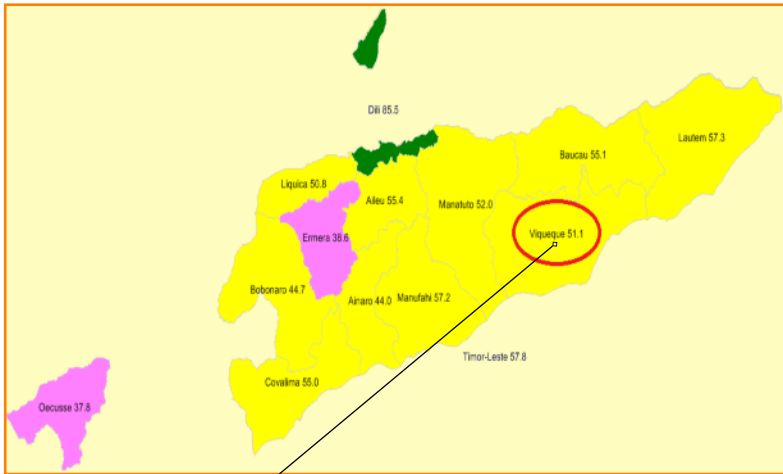
Tarjetu: To'o tinan 2020 atinje-ona 100% foinsa'e sira ne'ebé hatene ona atu lee no atu hakerek

Taxa joven ne'ebé hatene lee no hakerek: idade 15-24

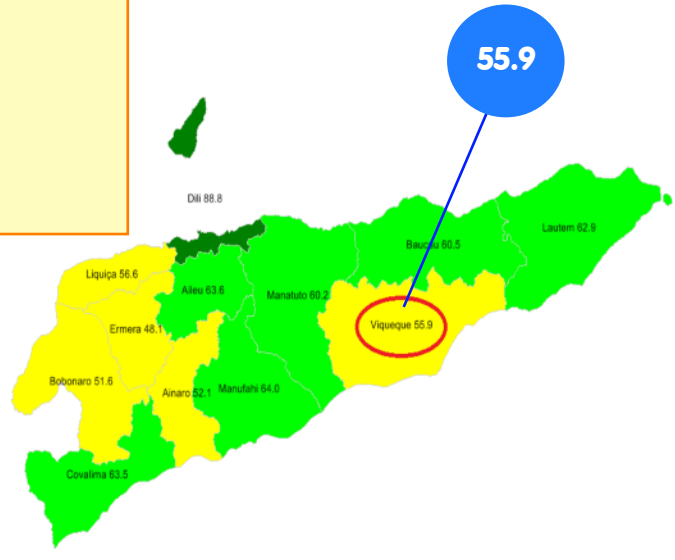


Taxa adultus ne'ebé hatene lee no hakerek: idade > 15

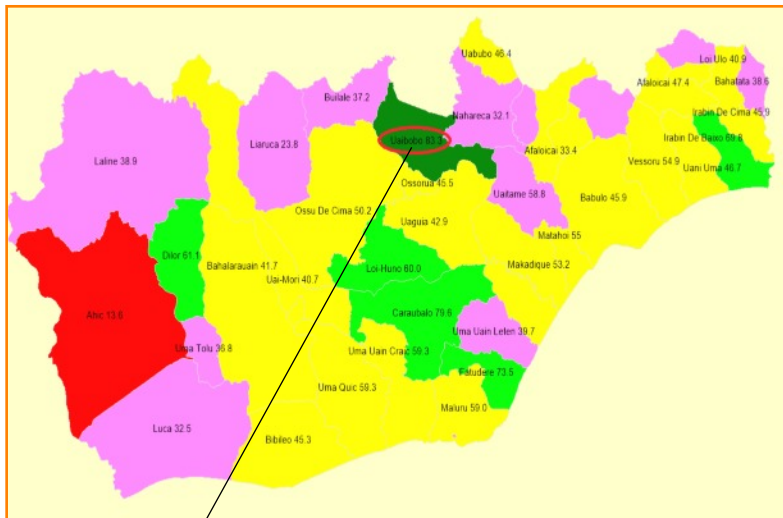
Tarjetu: To'o tinan 2020
atinje-ona 100% ema-
adultu sira ne'ebé
hatene ona atu lee no
atu hakerek



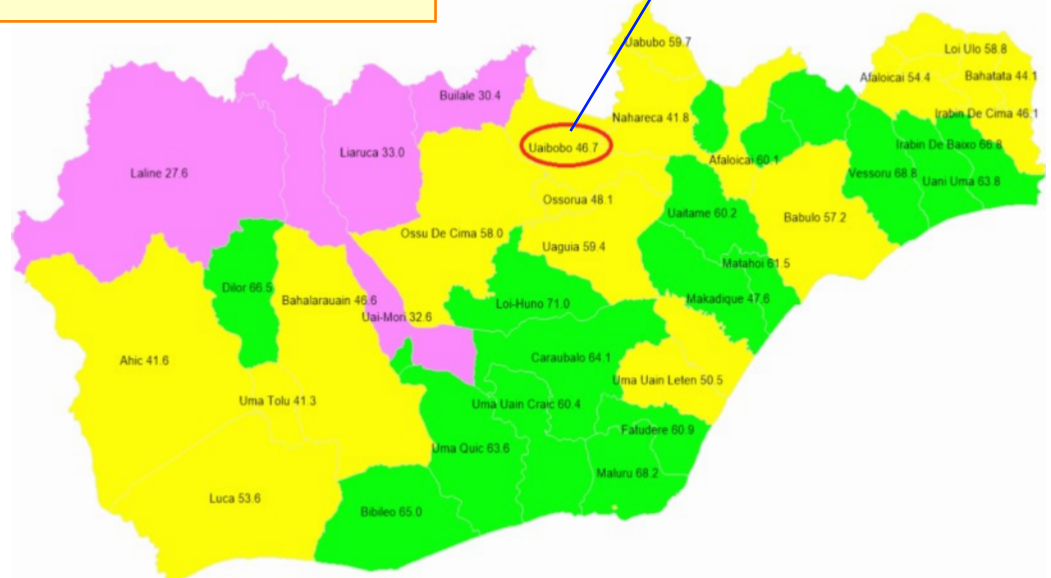
51.1



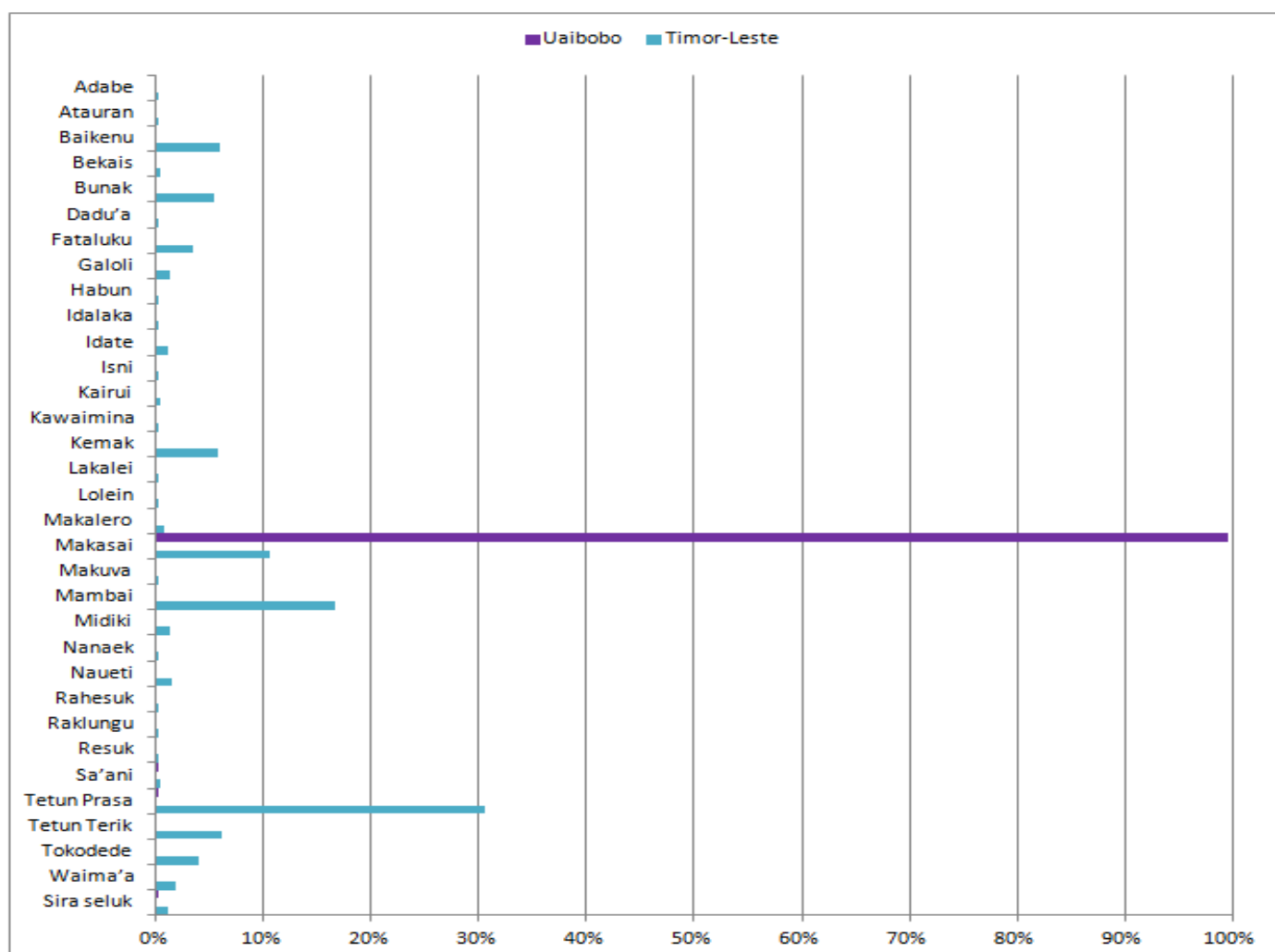
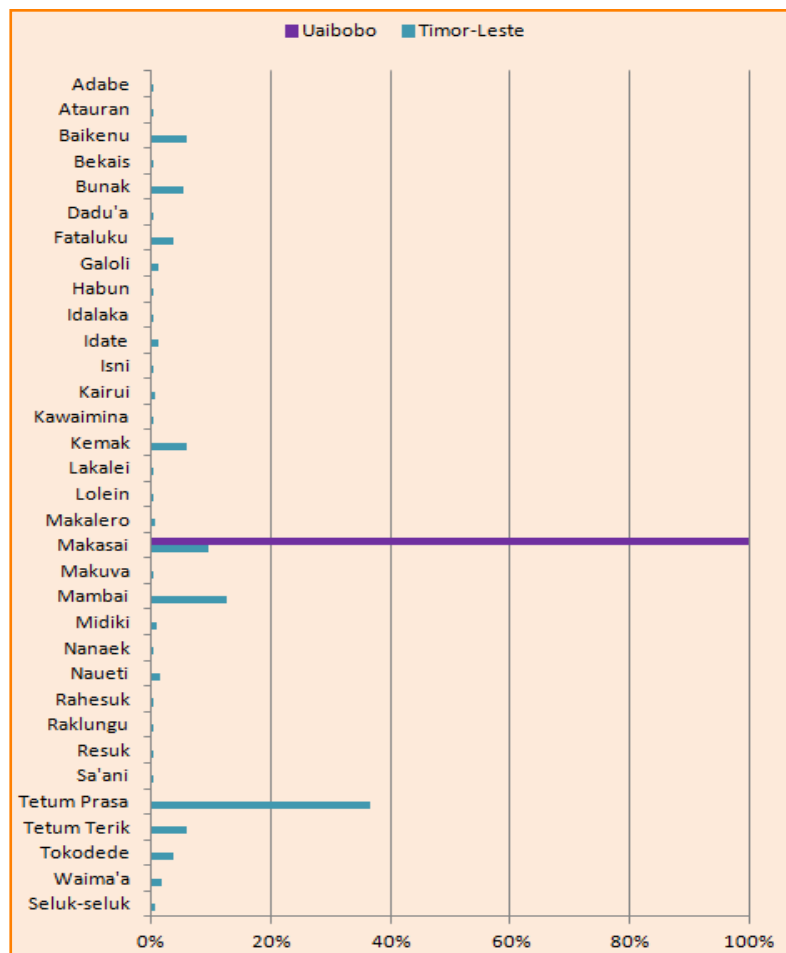
55.9



83.3

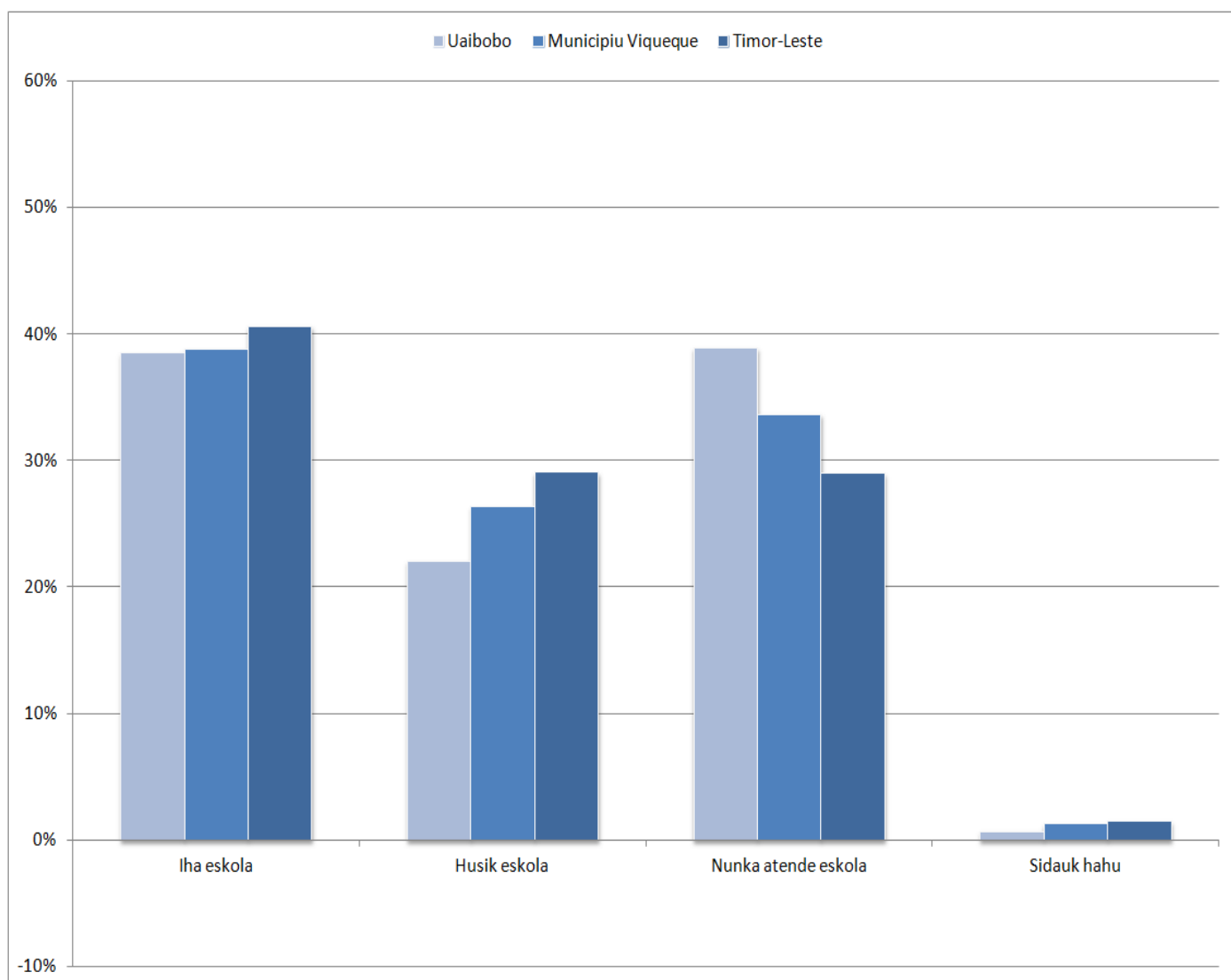
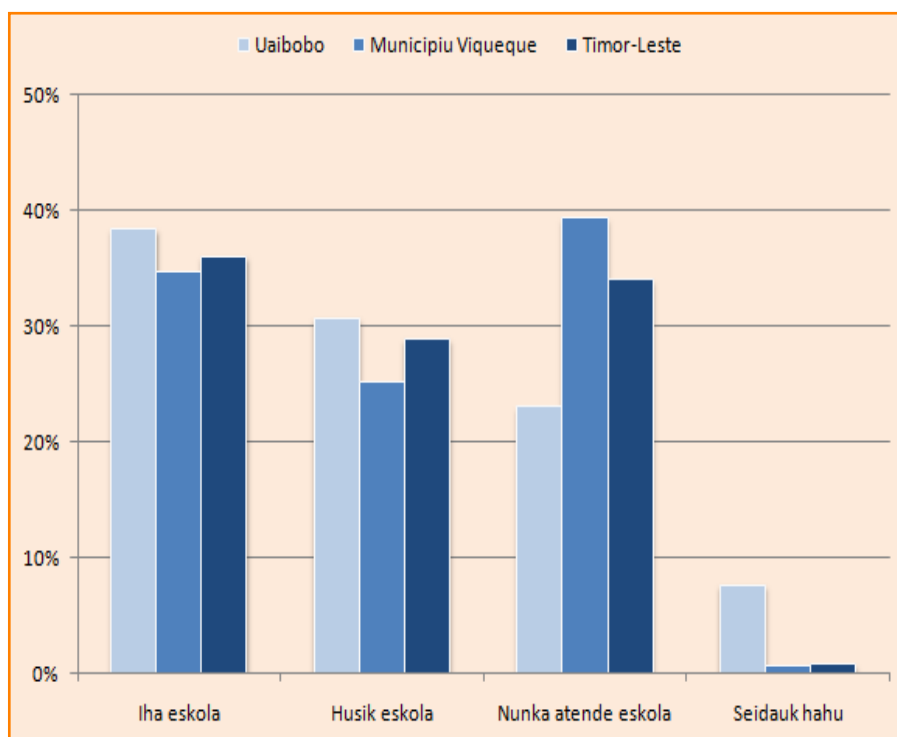


46.7

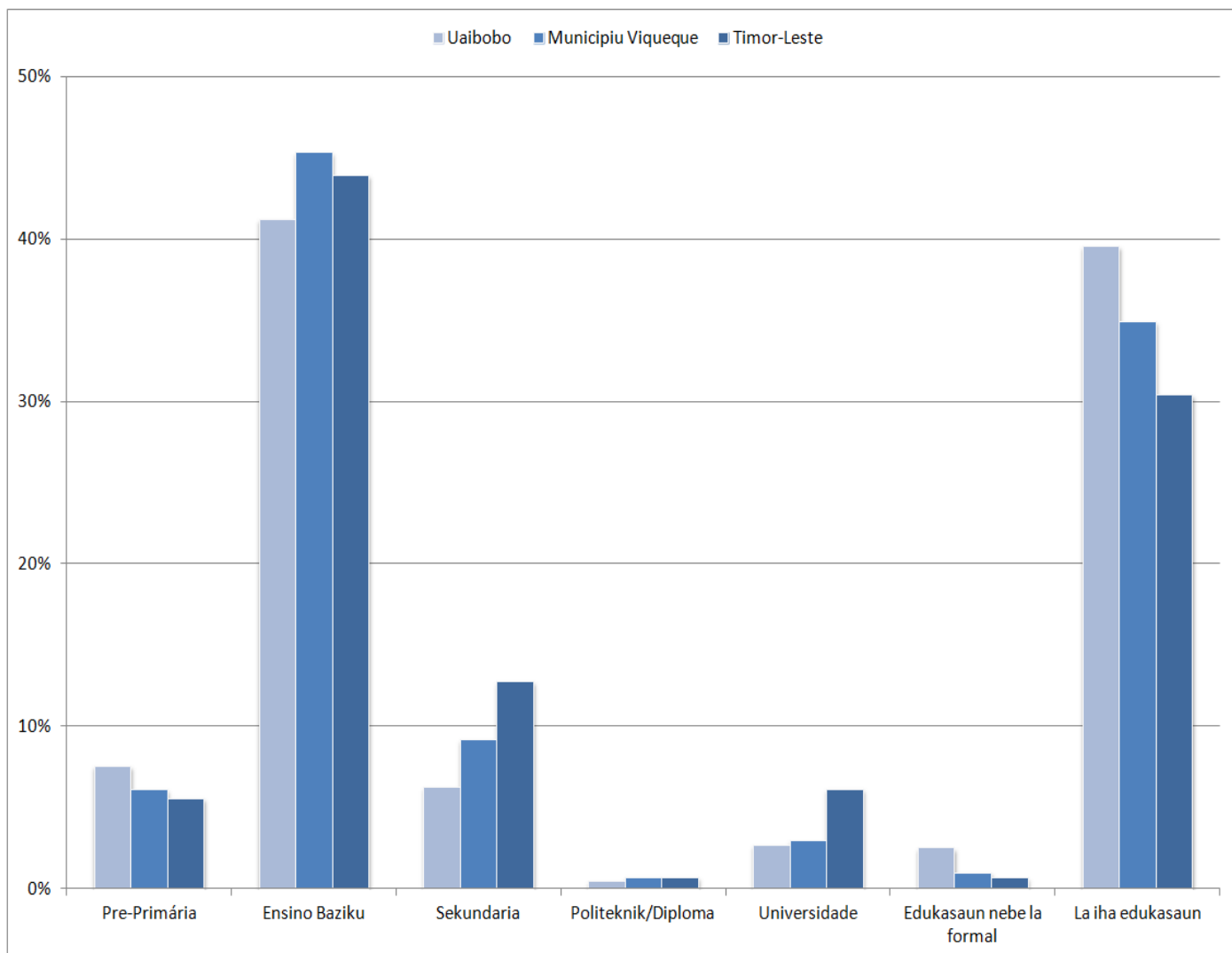
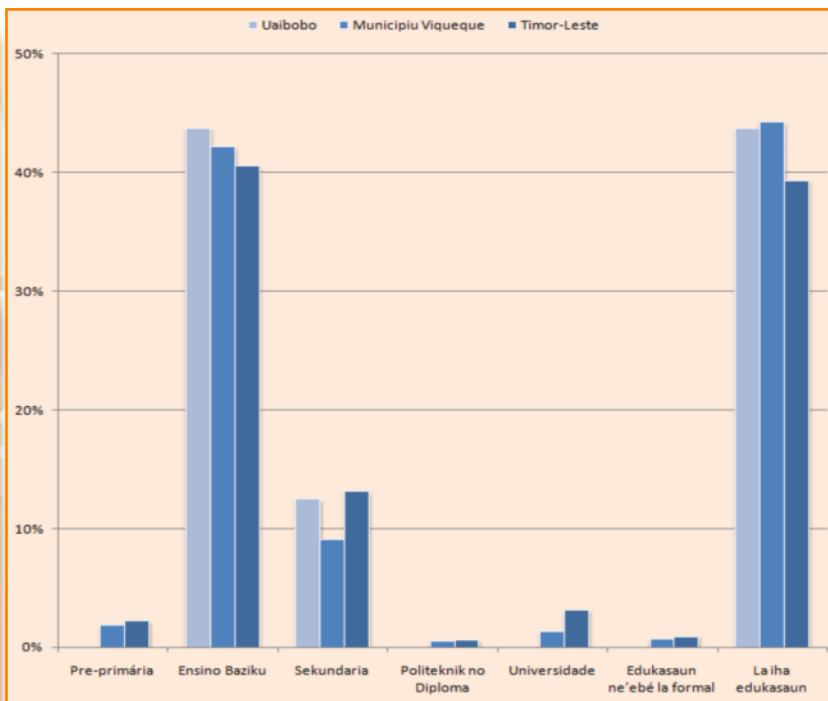


Edukasaun: Frekuensia Eskola

Tarjetu: To'o tinan 2020 atinje-ona 20%
ema ne'ebé nunka tuur-ia banku eskola



Tarjetu: To'o tinan 2020 atinje-ona
30% eskola sekundária



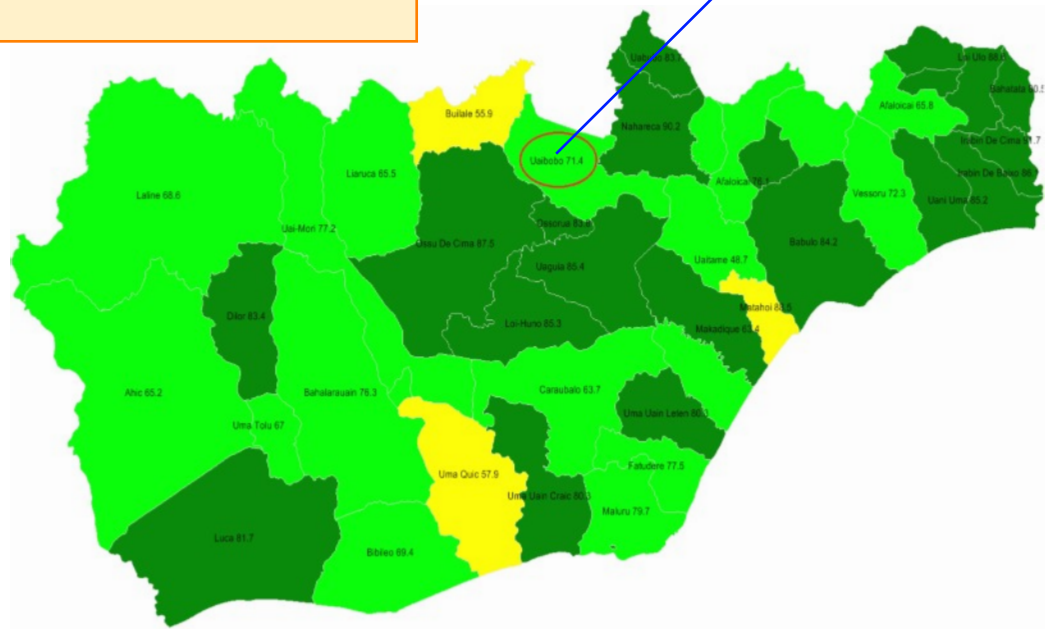
Map of Timor-Leste showing districts and their average rainfall in mm. The districts and their rainfall values are: Dili 81.1, Liqueia 80.2, Aileu 76.7, Manatuto 74.4, Baucau 77.6, Lautem 75.1, Ermera 68.9, Suco 71.2, Ainaro 73.1, Manubaki 74.7, Viqueque 75.5, Covaleima 78, and Decusse 59.4. Timor-Leste is highlighted in yellow, and Viqueque is circled in red.

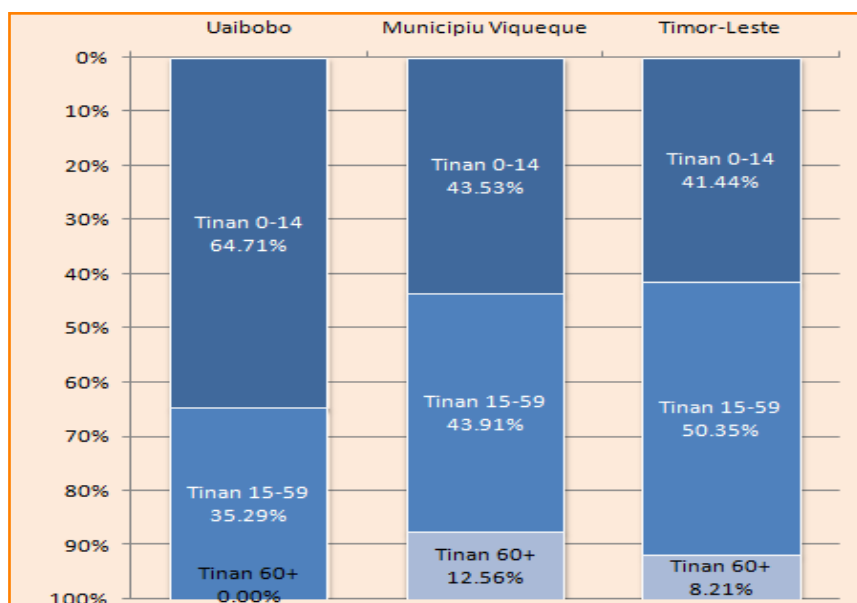
76.5

| District | Score |
|-----------------------|-------|
| Dili | 82.4 |
| Aileu | 80.7 |
| Manatuto | 86.2 |
| Bauco | 74 |
| Lautem | 82.3 |
| Viqueque | 76 |
| Manufahi | 79.2 |
| Timor-Leste (Average) | 75.8 |

100

71.4





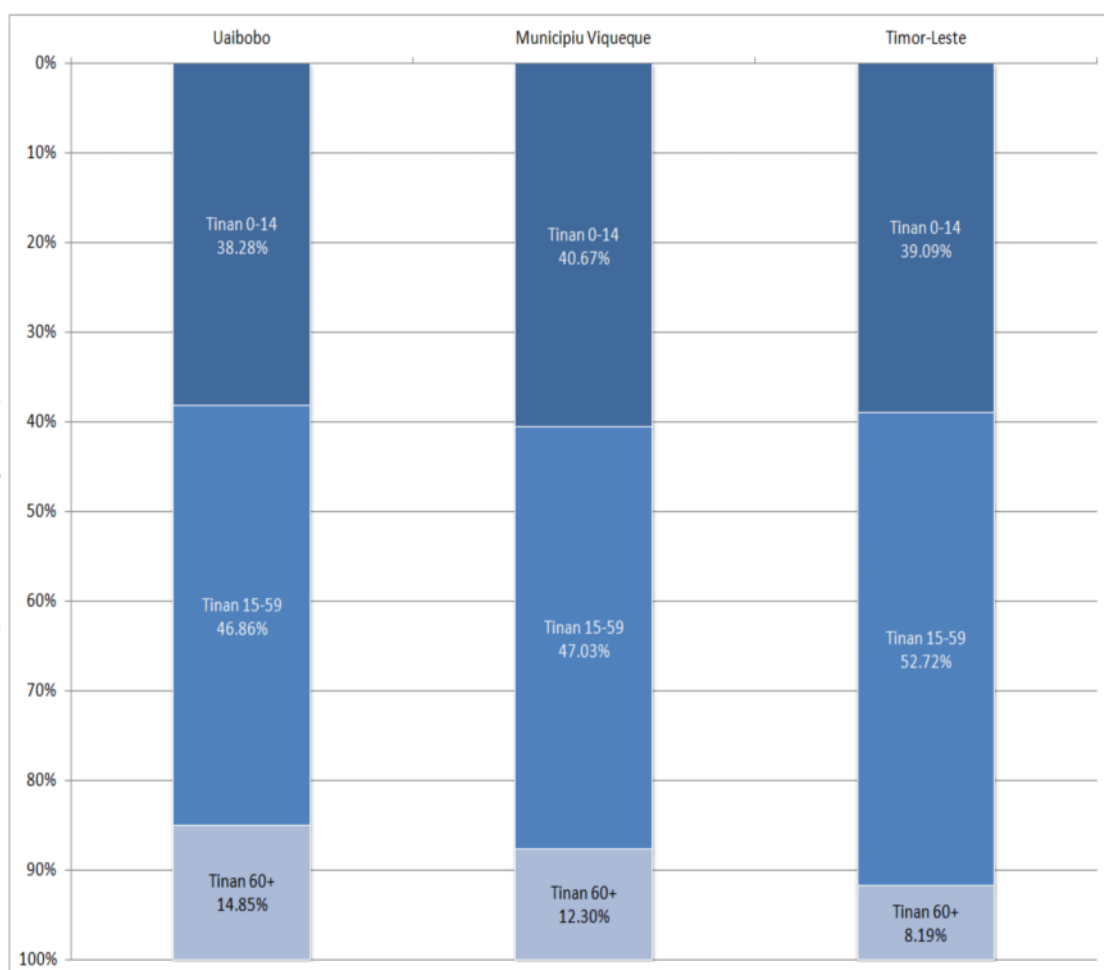
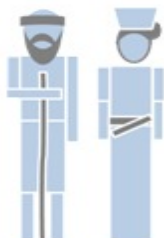
Tinán 0-14

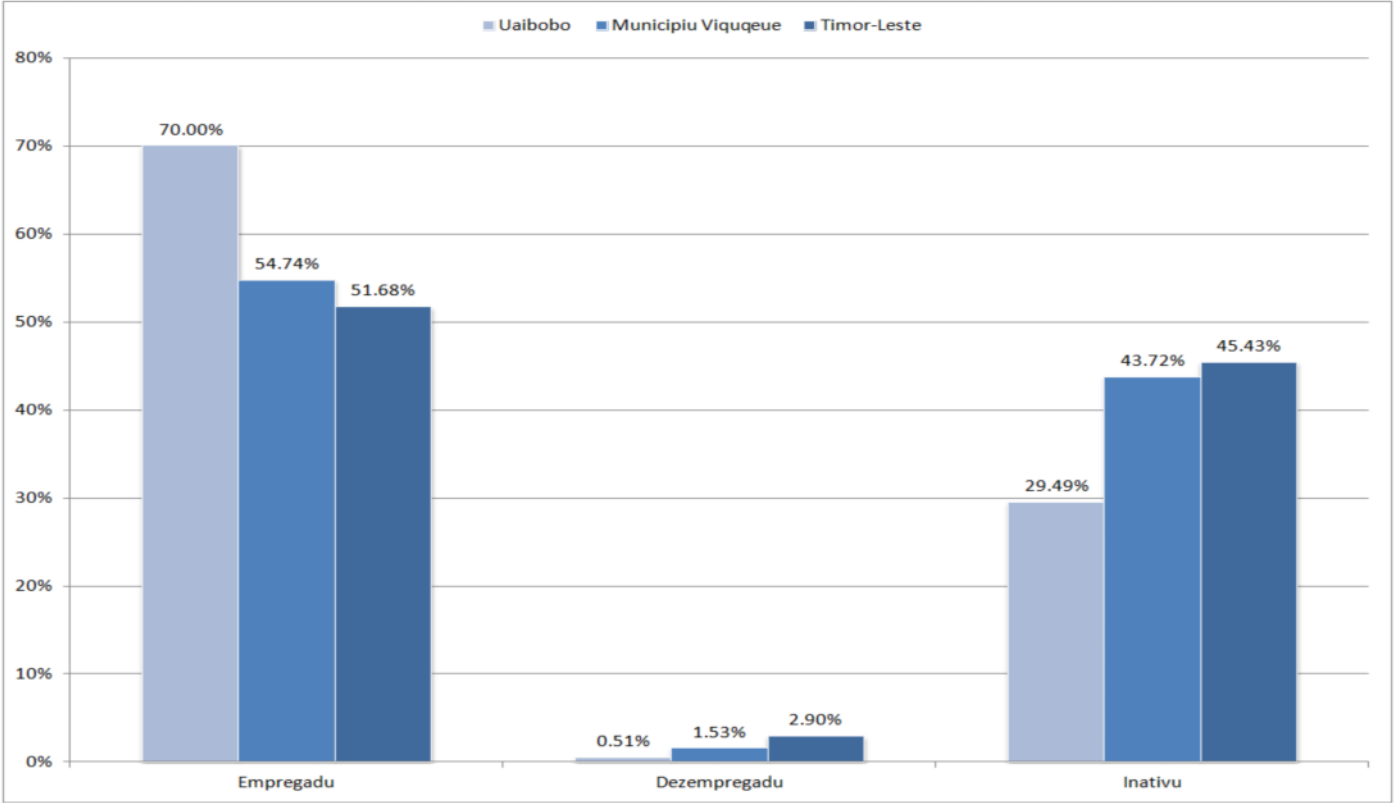
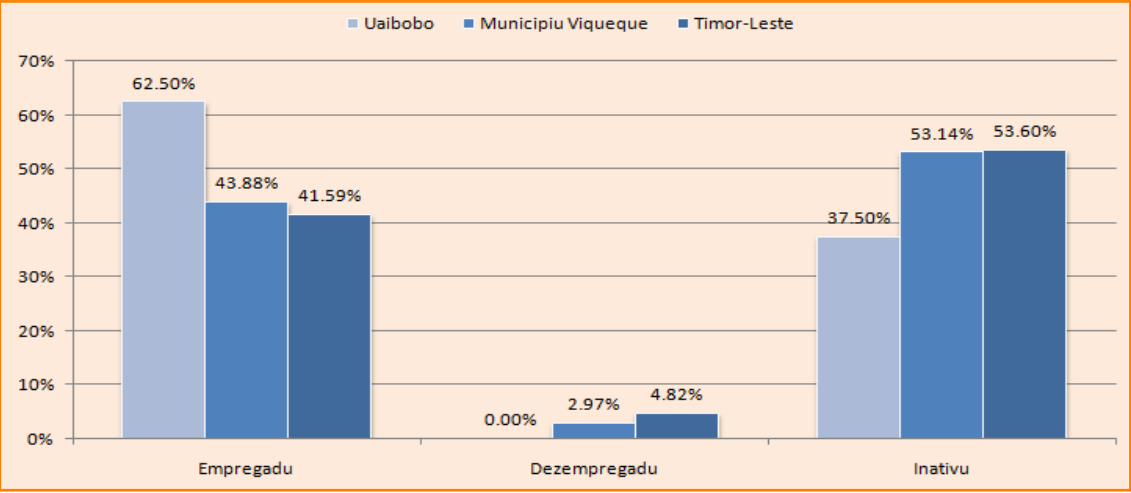


Tinán 15-59

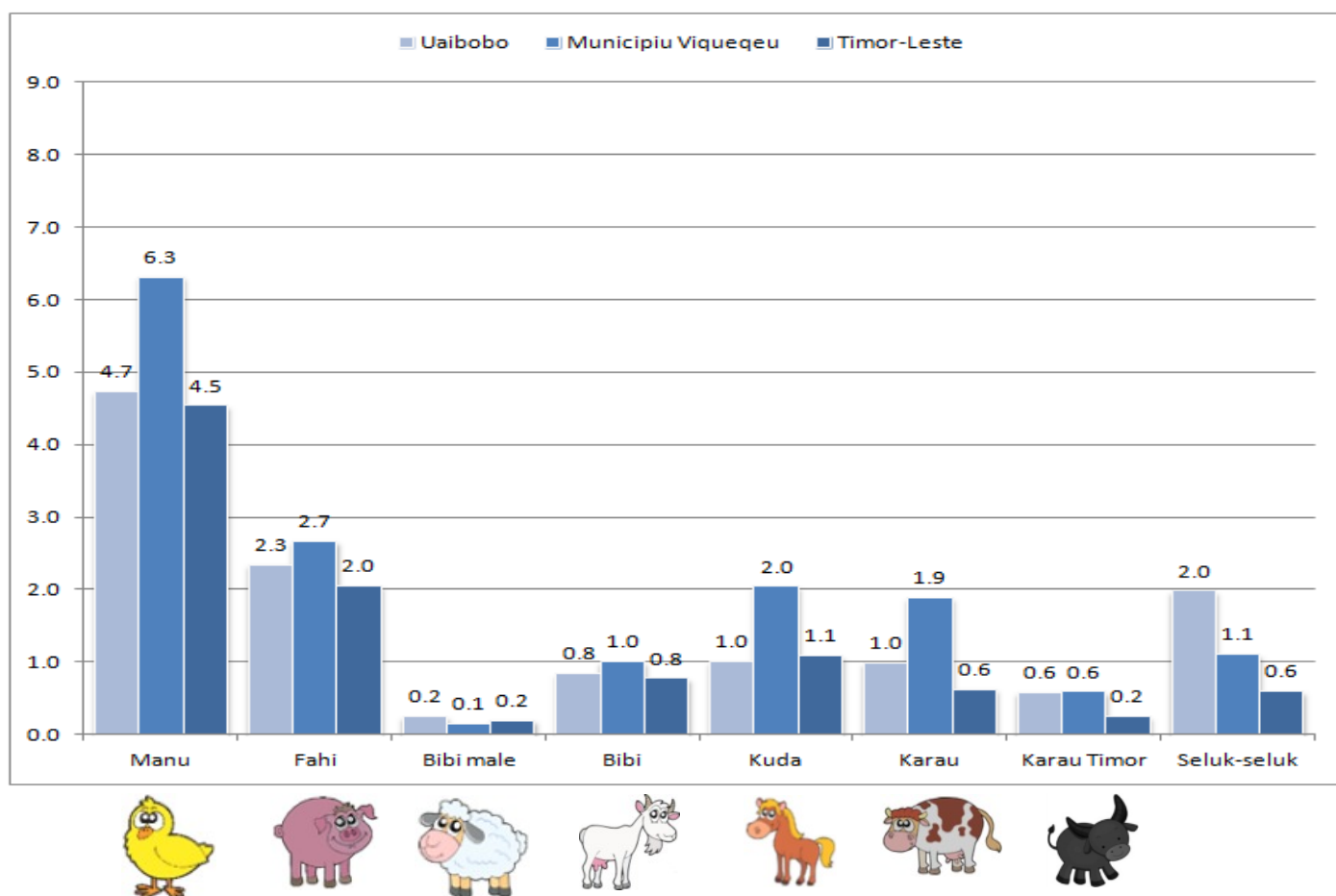
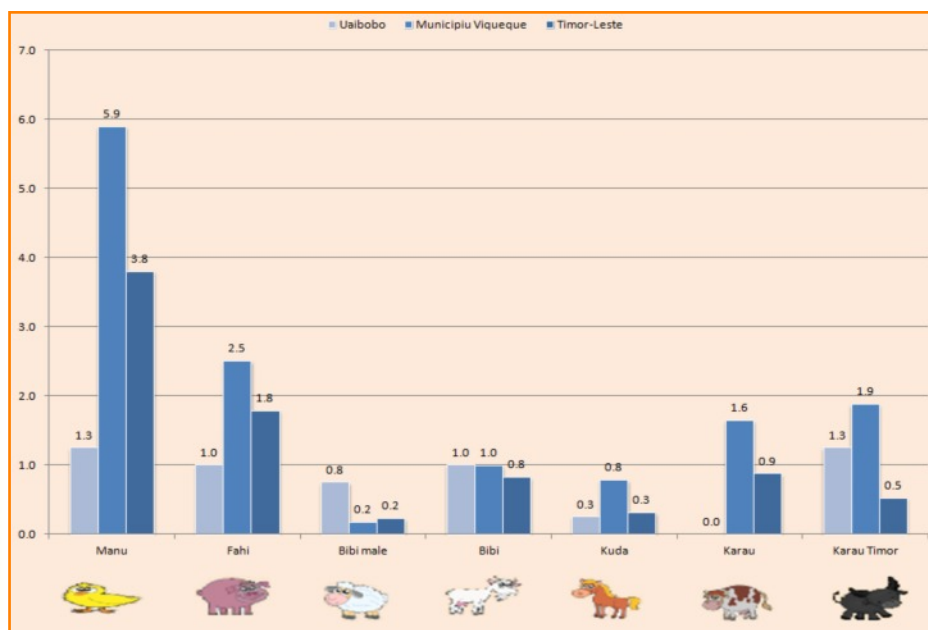


Tinán 60+



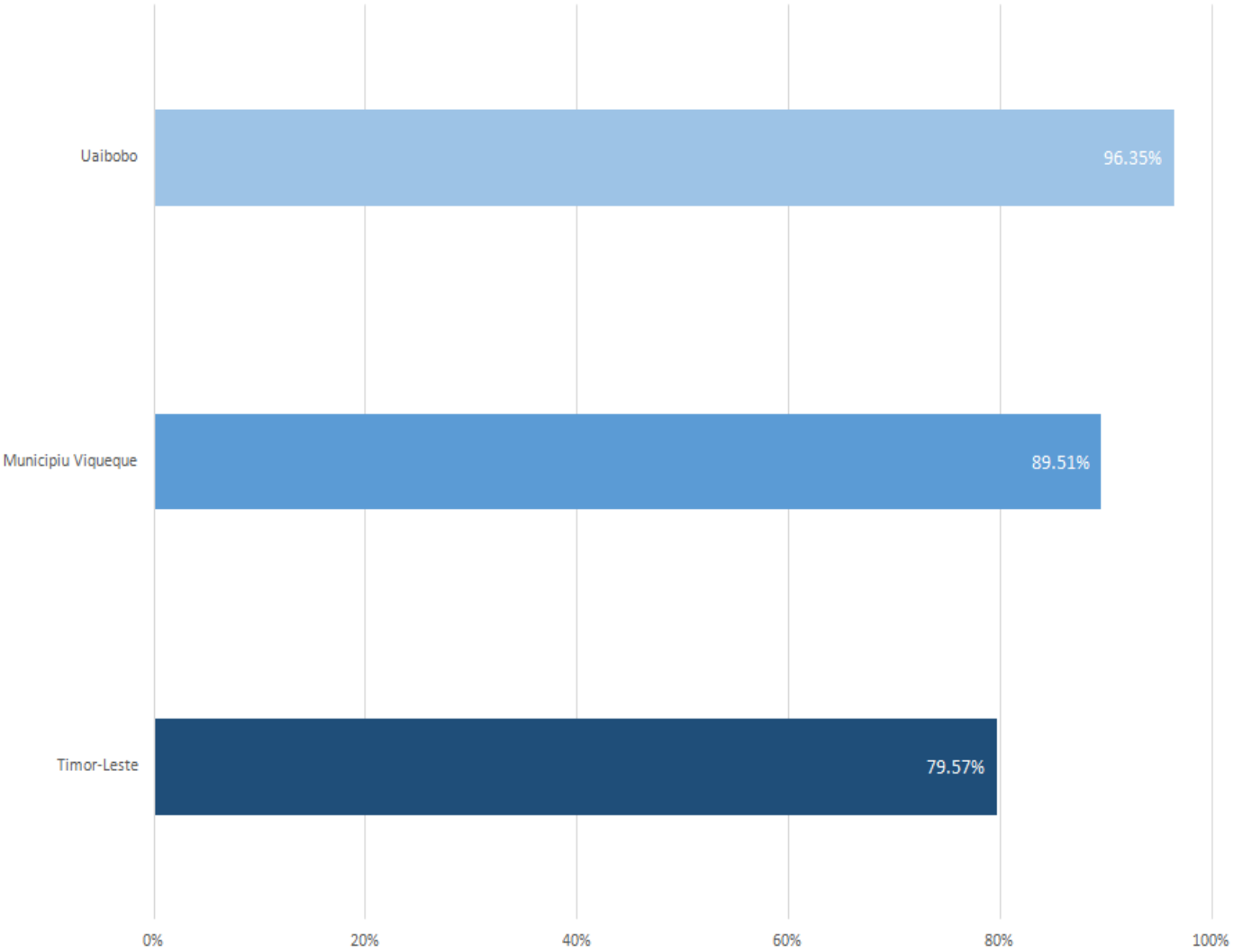
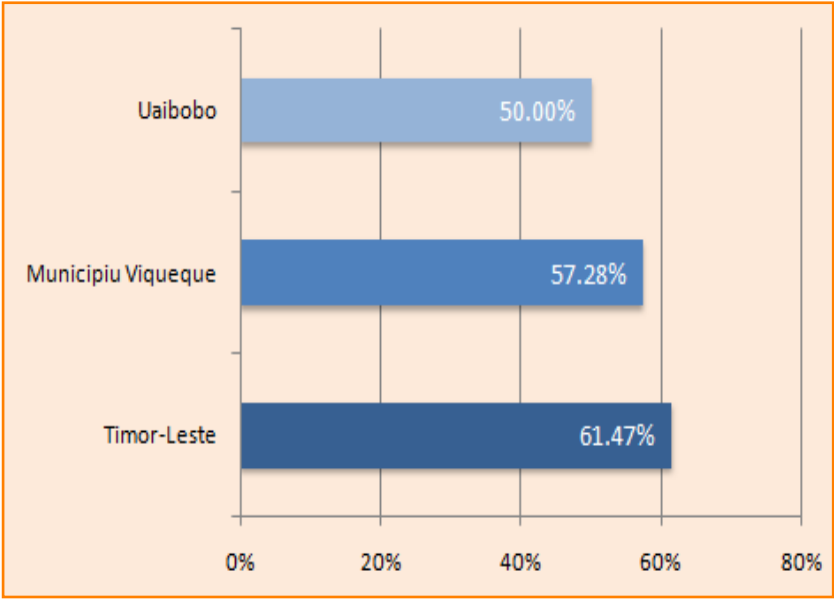


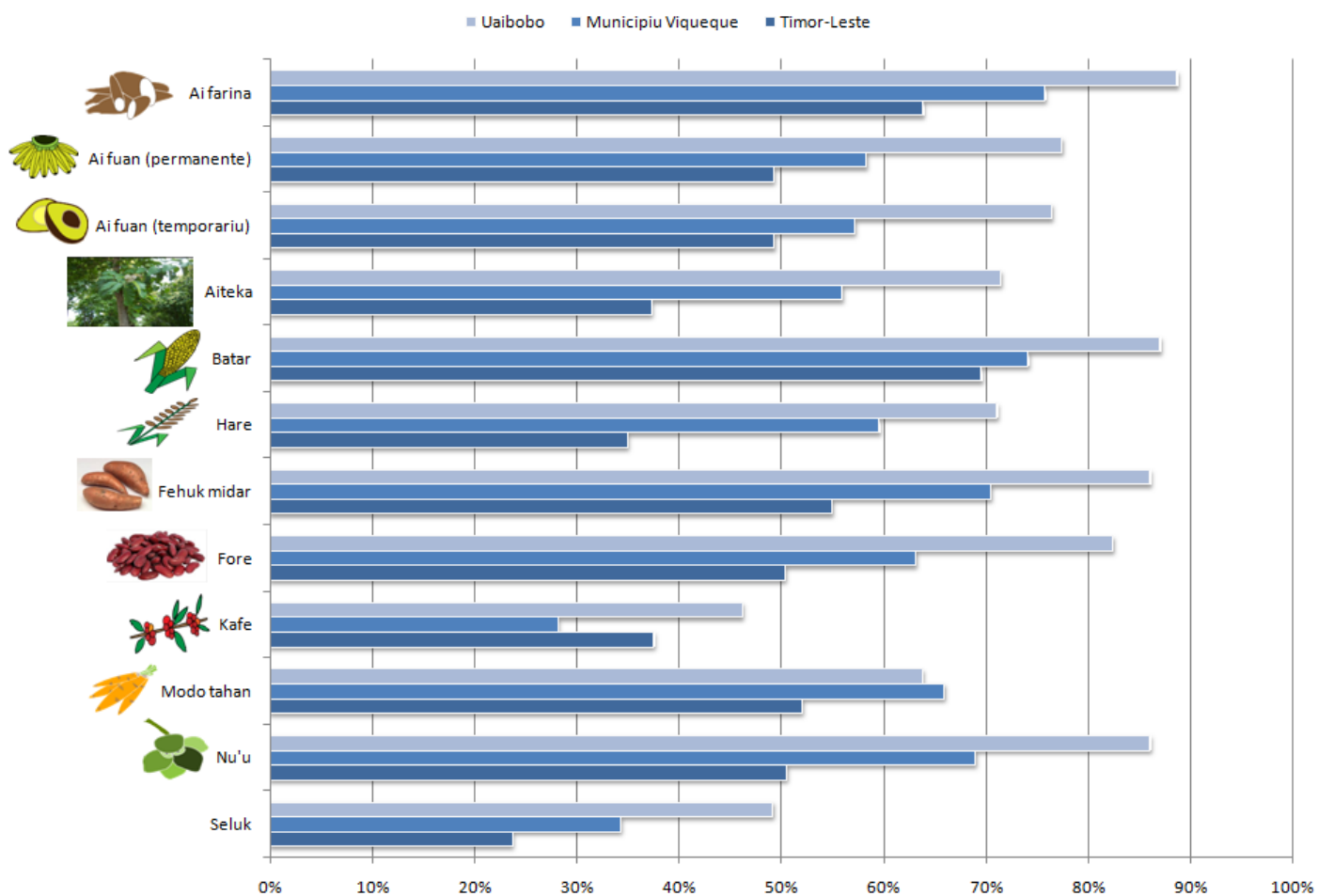
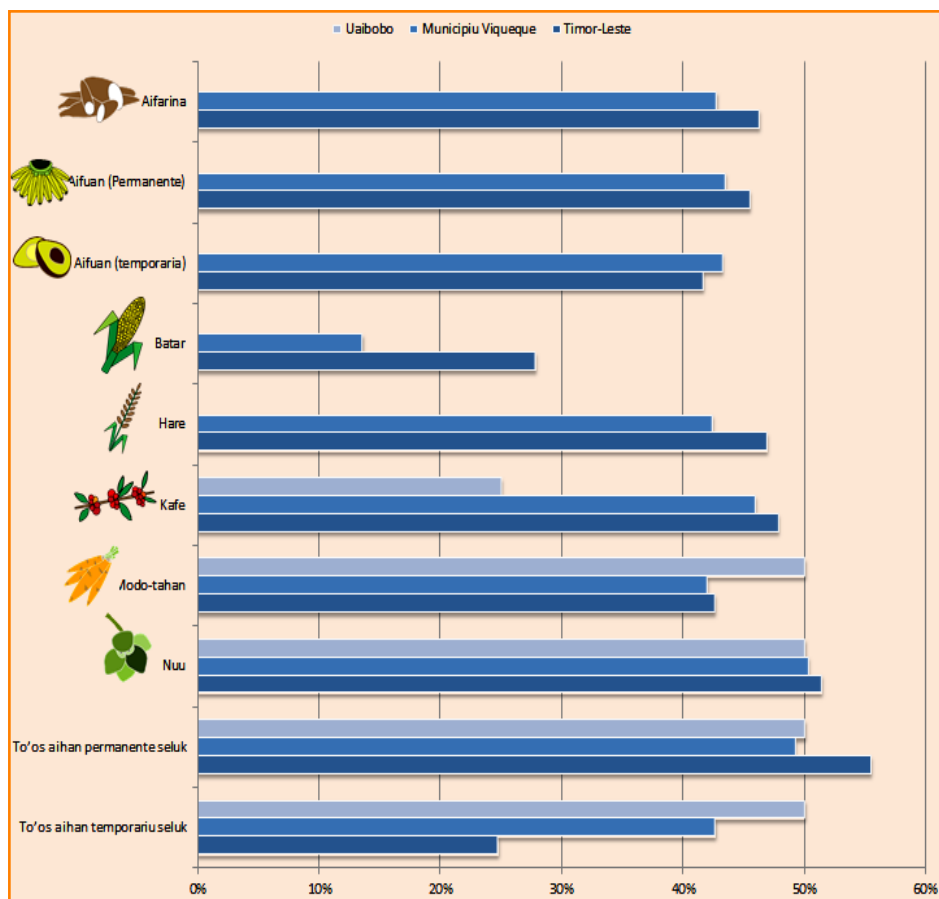
Tarjetu: To'o tinan 2020 atinje-ona
produtividade hadalas-tolu



Numeru animal ne'ebé hakiak

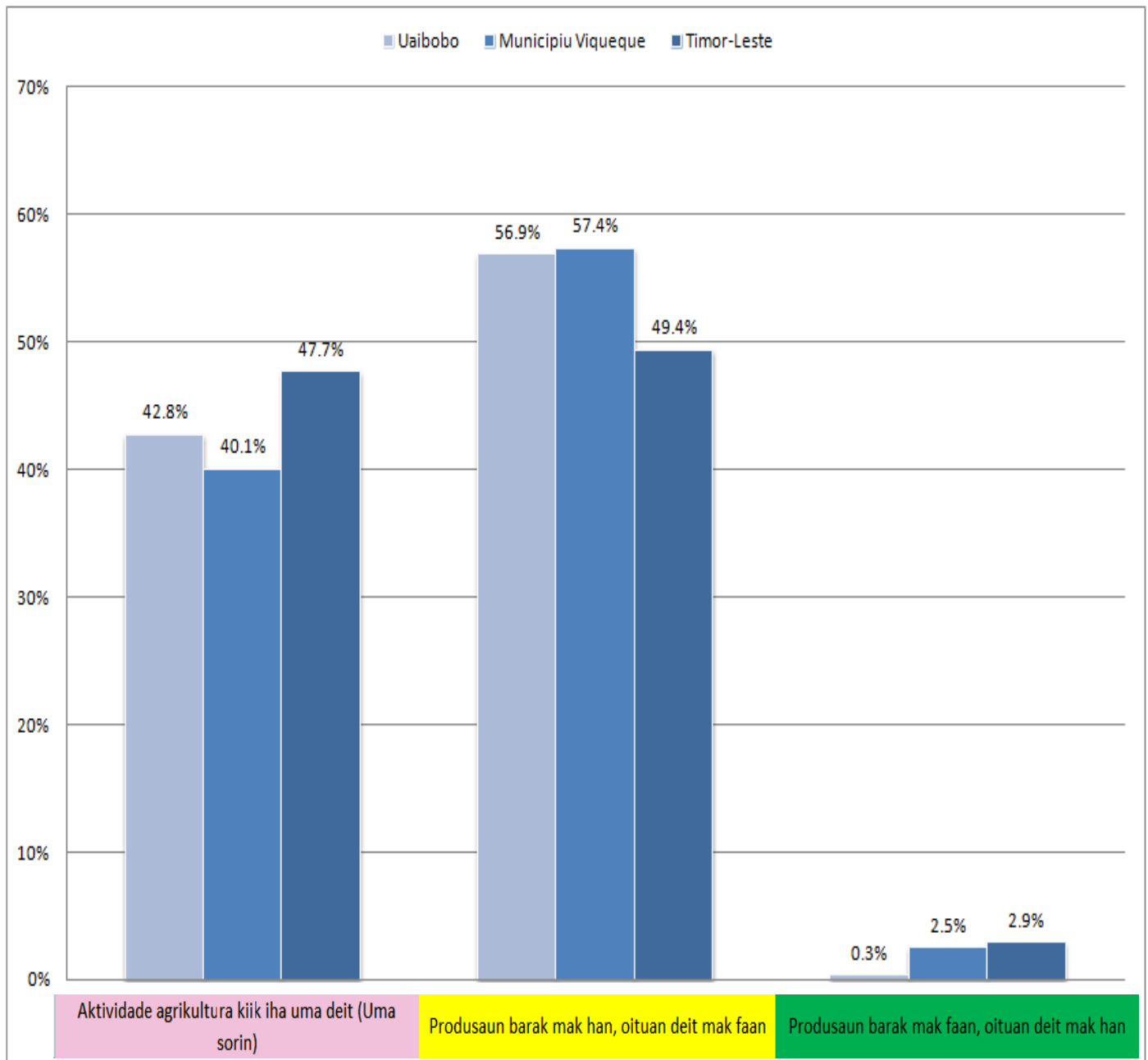
| | Manu | Fahi | Bibi malae | bibi | Kuda | Karau | Karau Timor |
|--------------------|---------|---------|------------|---------|--------|---------|-------------|
| Uaibobo | 1,423 | 706 | 75 | 253 | 175 | 304 | 299 |
| Municipio Viqueque | 99,989 | 45,353 | 5,483 | 16,216 | 10,904 | 33,216 | 30,938 |
| Timor-Leste | 960,797 | 453,233 | 62,215 | 166,169 | 62,137 | 238,757 | 143,297 |





Produtividade agrikultura ba uma kain

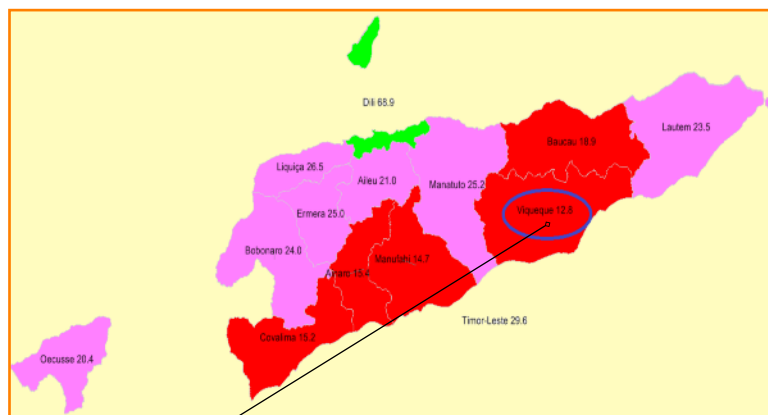
Tarjetu: To'o tinan 2020 hasa'e-ona produtividade ba dalas tolu iha area sira dotasaun nian



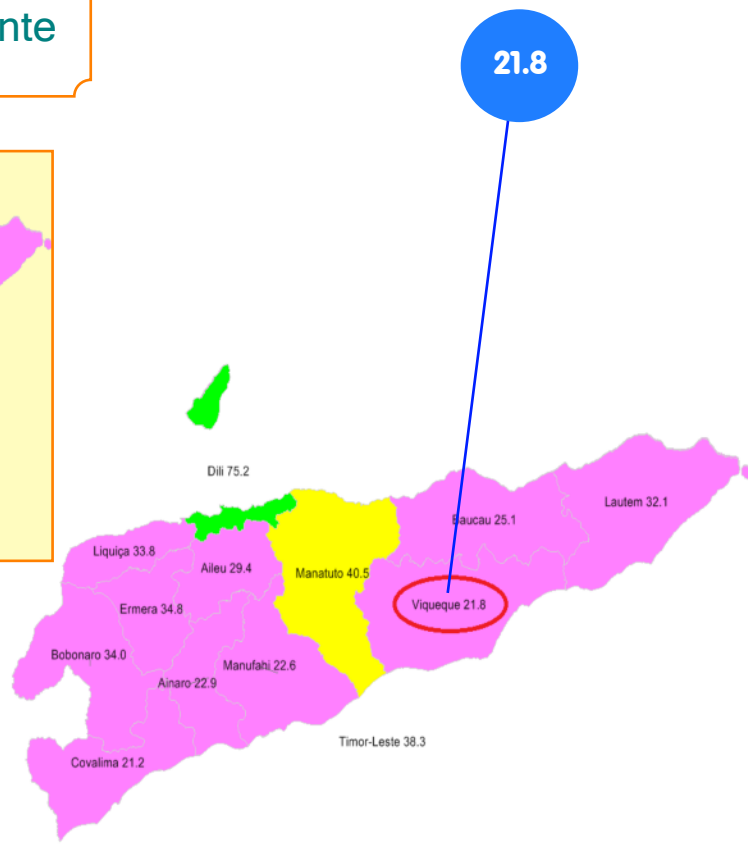
| Area Geografiku | Nivel atividade agrikultura | Produsaun Aihan | | | | | | | | | | | |
|--------------------|------------------------------------------------------------|-----------------|--------|-----------|-------------|--------|--------|--------|--------|-----------------------|-----------------------|---------|--------|
| | | Hare | Batar | Ai farina | Fehuk midar | Modo | Fore | Kafe | Nu'u | Ai fuan (perman ente) | Ai fuan (tempora rio) | Ai Teka | Seluk |
| Uaibobo | Atividade agrikultura kiik iha kintal uma deit (uma sorin) | 0 | 113 | 114 | 112 | 78 | 105 | 63 | 106 | 99 | 99 | 88 | 70 |
| Municipiu Viqueque | | 3,132 | 4,256 | 4,439 | 4,124 | 3,805 | 3,528 | 1,744 | 4,105 | 3,518 | 3,544 | 3,335 | 2,185 |
| Timor-Leste | | 29,764 | 67,037 | 61,327 | 52,841 | 49,711 | 46,613 | 38,032 | 47,314 | 47,313 | 47,466 | 34,619 | 22,918 |
| Uaibobo | Ita nia produsaun barak ba han deit, oituan mak faan | 126 | 148 | 152 | 147 | 113 | 142 | 75 | 152 | 133 | 130 | 127 | 78 |
| Municipiu Viqueque | | 5,803 | 6,790 | 6,851 | 6,369 | 6,007 | 5,870 | 2,496 | 6,192 | 5,194 | 4,999 | 5,039 | 2,980 |
| Timor-Leste | | 40,178 | 71,381 | 65,888 | 56,594 | 53,650 | 53,667 | 36,699 | 53,320 | 50,871 | 50,832 | 39,872 | 24,634 |
| Uaibobo | Ita nia produsaun barak ba faan, oituan deit mak han | 0 | 1 | 1 | 0 | 1 | 1 | 1 | 1 | 1 | 1 | 0 | 0 |
| Municipiu Viqueque | | 180 | 297 | 300 | 284 | 270 | 256 | 67 | 250 | 207 | 198 | 182 | 80 |
| Timor-Leste | | 1,599 | 3,943 | 3,455 | 2,990 | 3,074 | 2,754 | 2,117 | 2,700 | 2,532 | 2,583 | 1,813 | 952 |

Tarjetu: To'o tinan 2020 atinje-ona
50% uma sira be privadu nian
halo-ho didin-lolon metin/semente

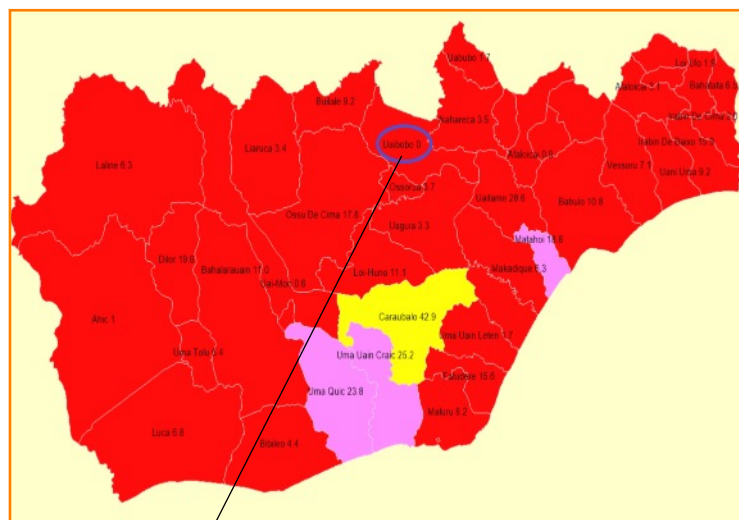
Kondisaun uma - ho muru externa



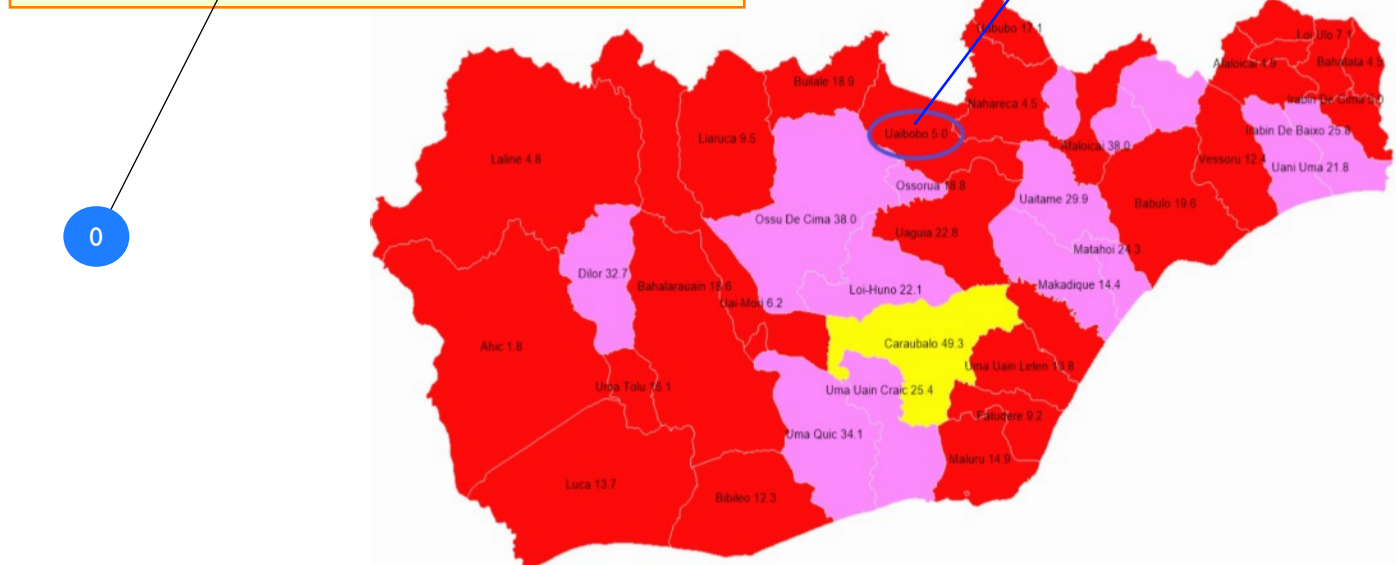
12.8



21.8



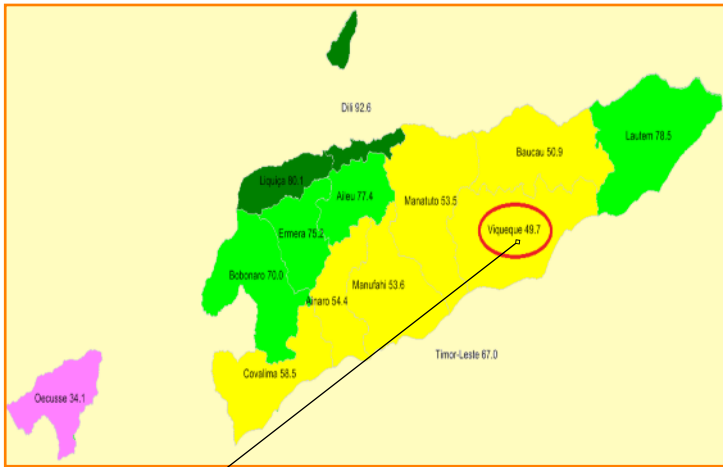
5.0



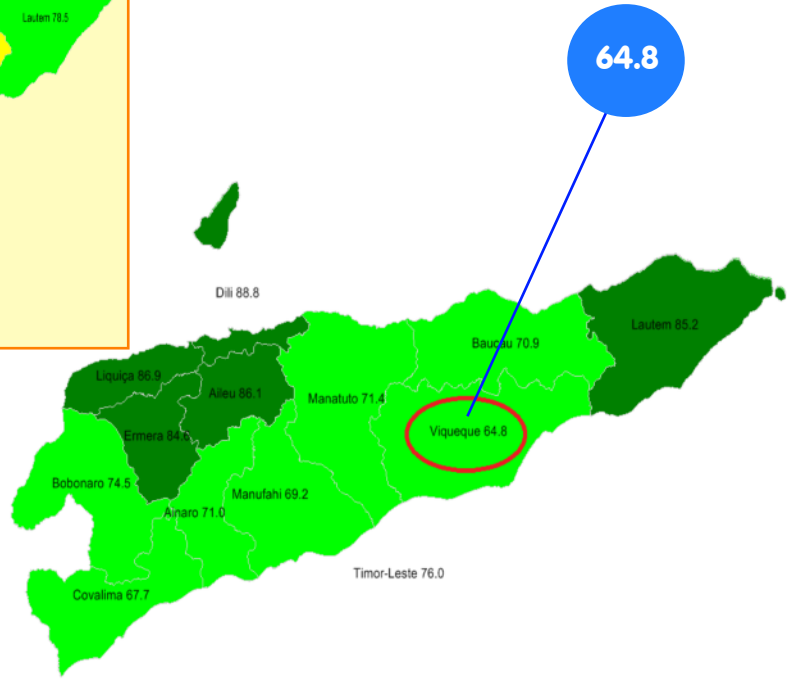
0

Kondisaun uma - ho kakuluk

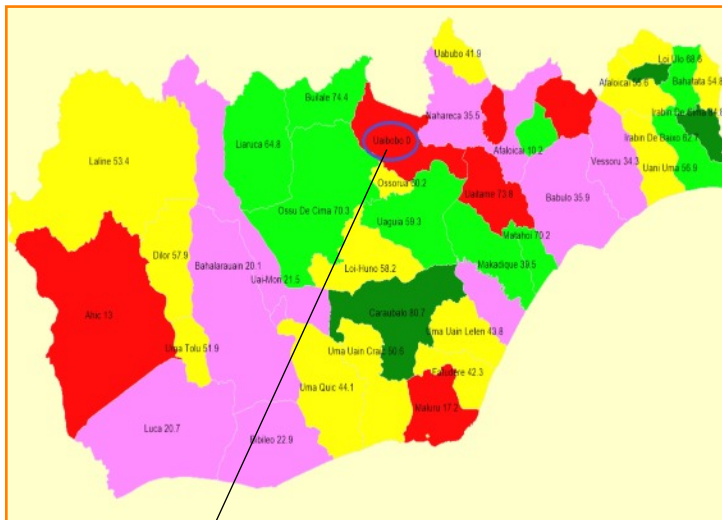
Tarjetu: To'o tinan 2020 atinje-ona 90% uma sira privadu nian nahe-ho azuleju/uma-kakuluk taka-ho kalen



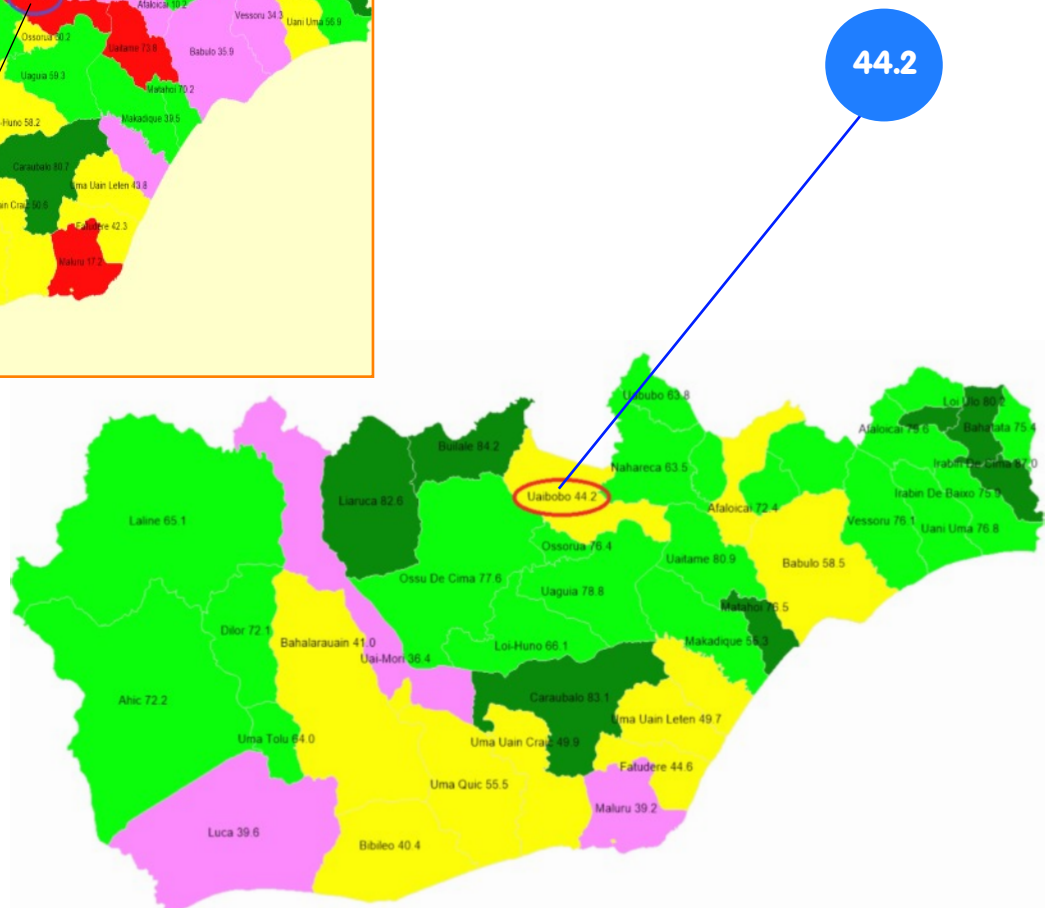
49.7



64.8



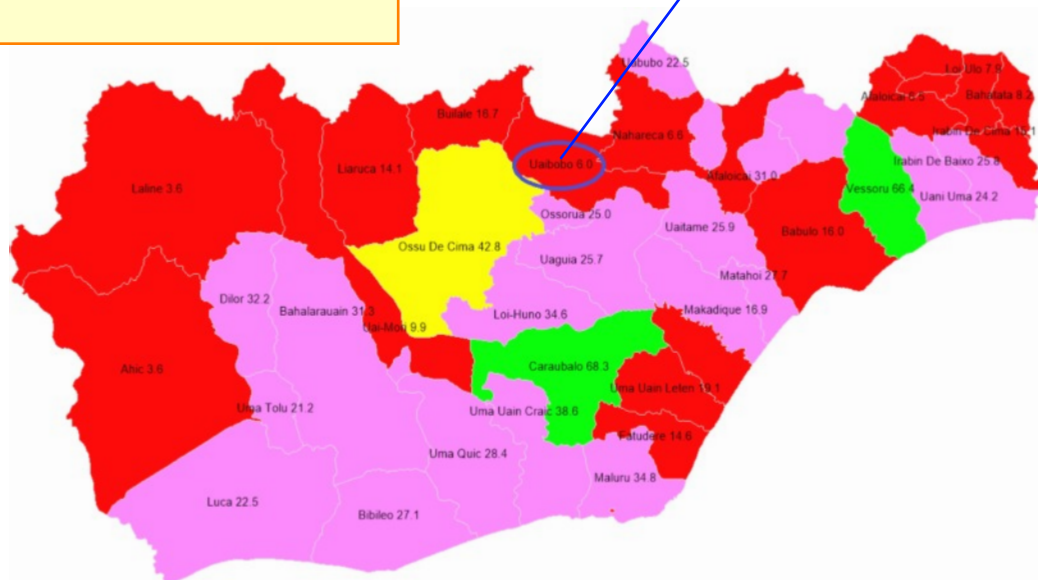
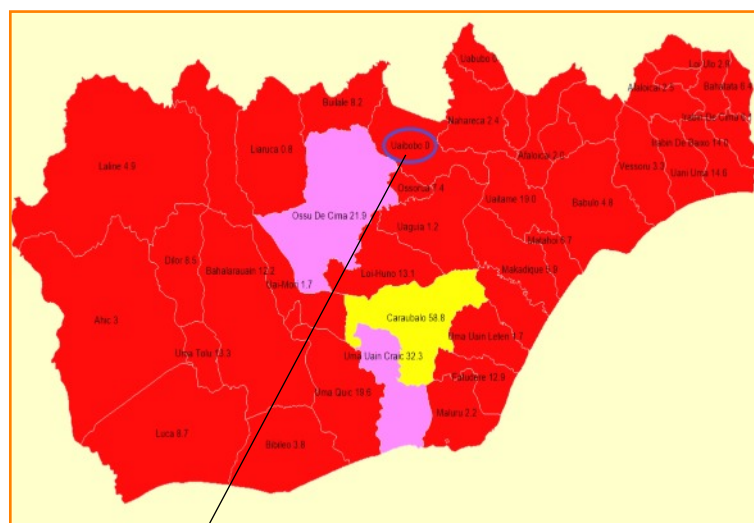
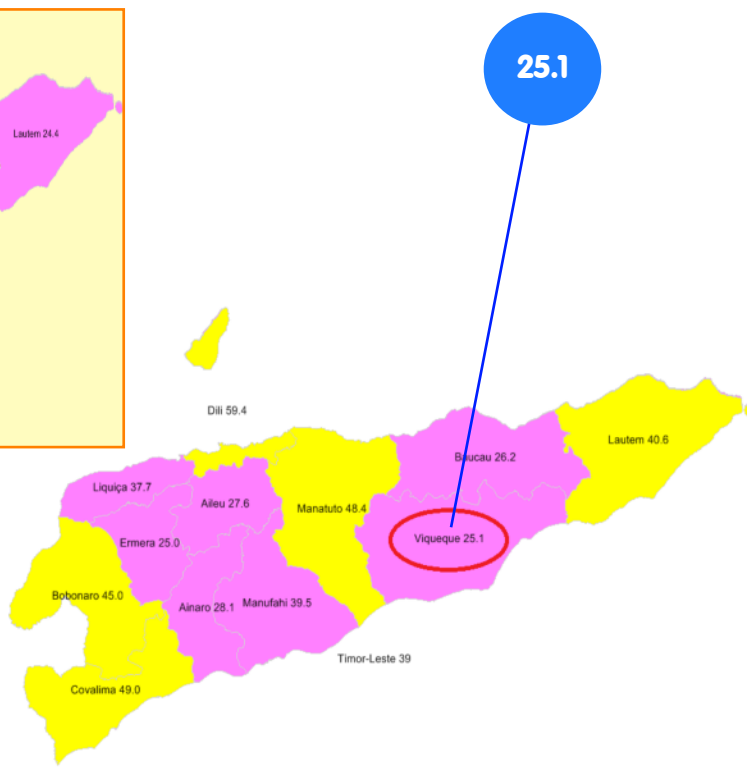
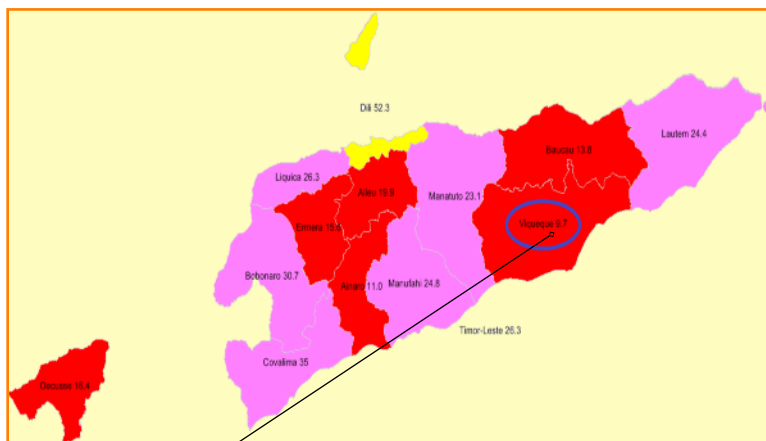
0



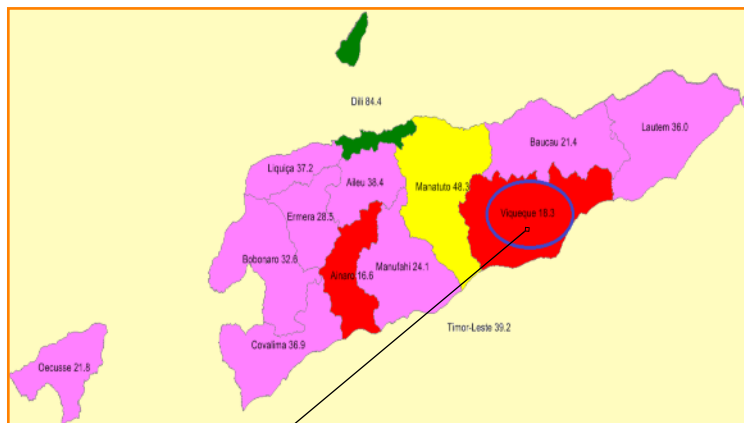
44.2

Tarjetu: To'o tinan 2020 atinje-ona 50%
uma sira privadu nian halo-ho
azuleju/nahe-ho semente

Kondisaun uma - ho lantai

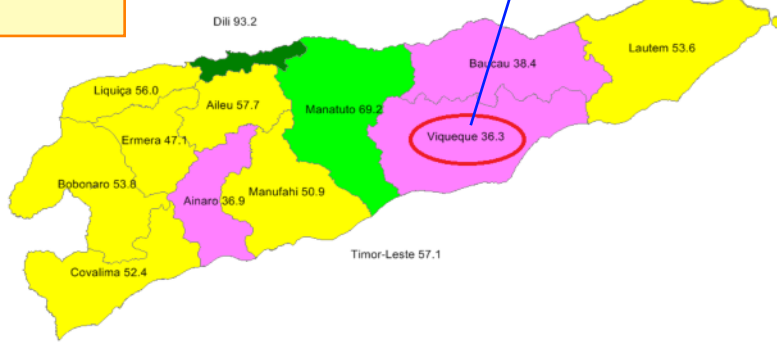


**Tarjetu: To'o tinan 2020 atinje-ona
70% populasaun uza sanitasaun
ne'ebé diak**

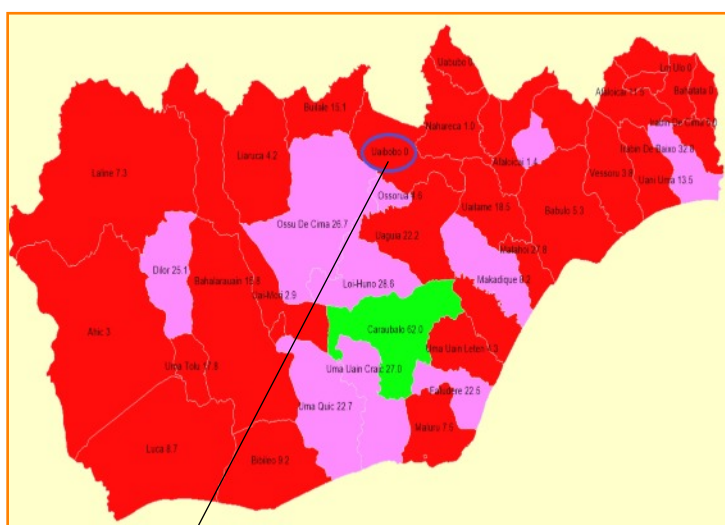


36.3

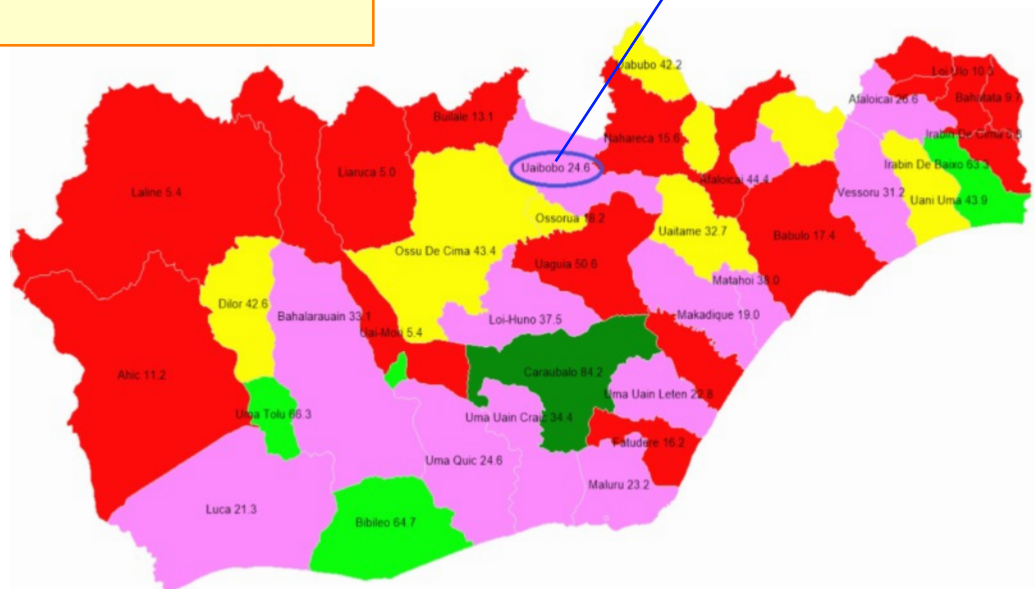
18.3



24.6

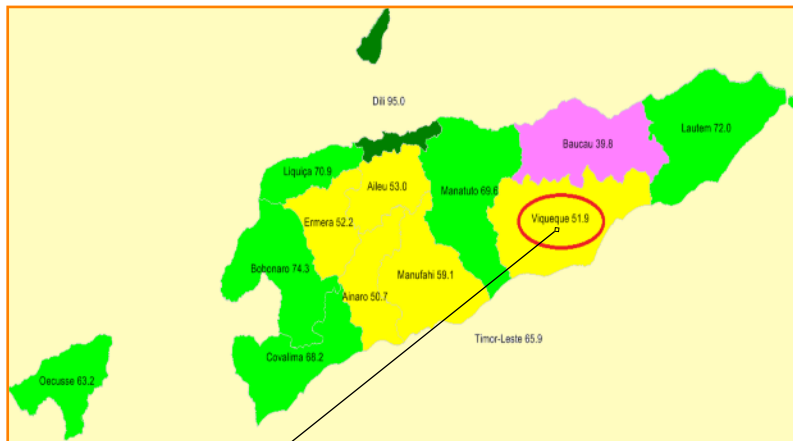


0

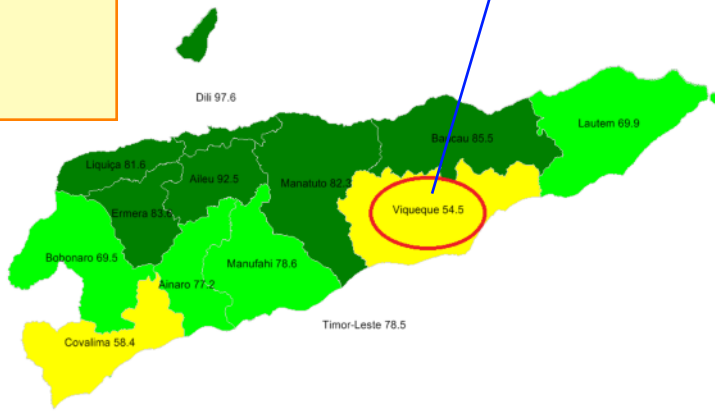


**Tarjetu: To'o tinan 2020 atinje-ona
100% populasahunhetan asesu ba
bee-mós ne'ebé di'ak**

Fonte husi bee-hemu

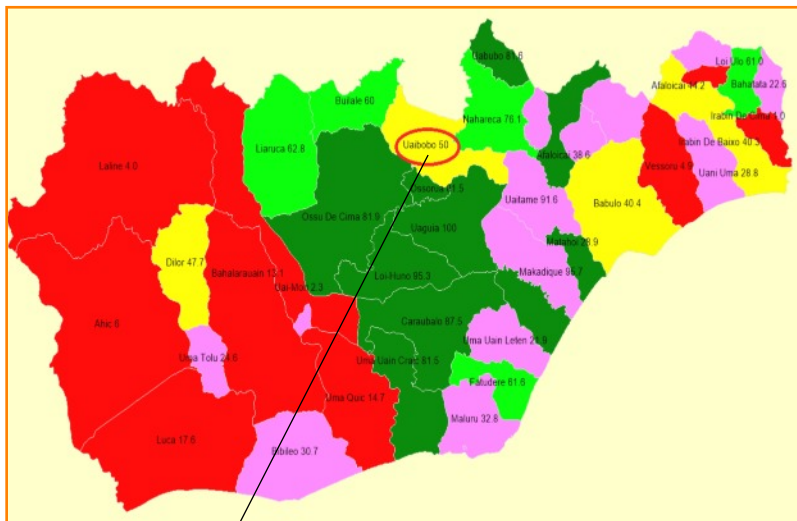


51.9

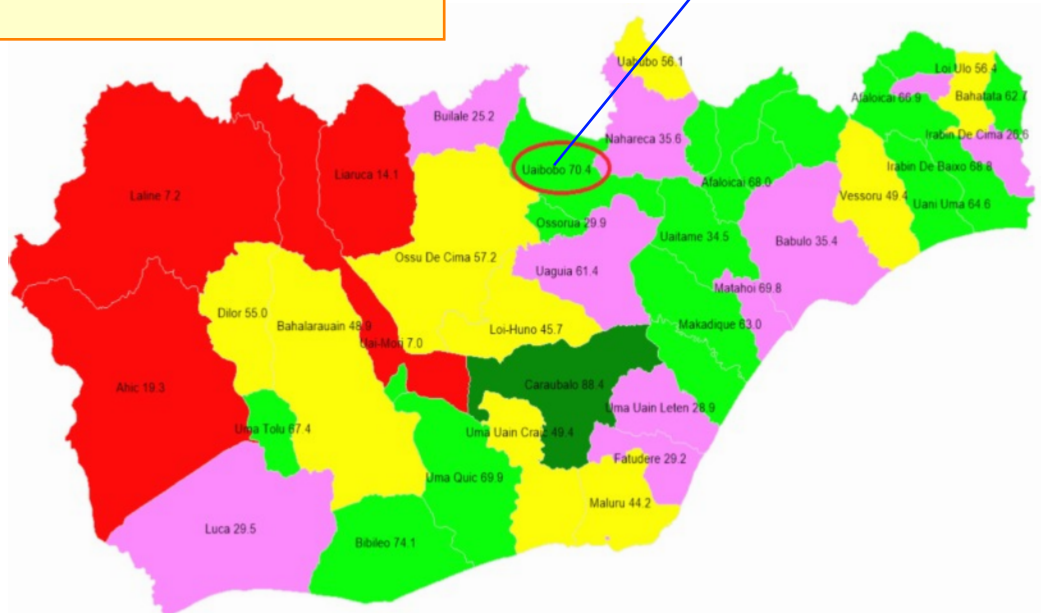


54.5

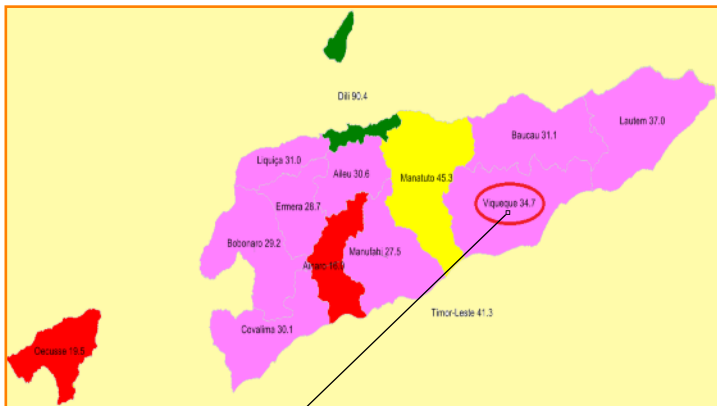
70.4



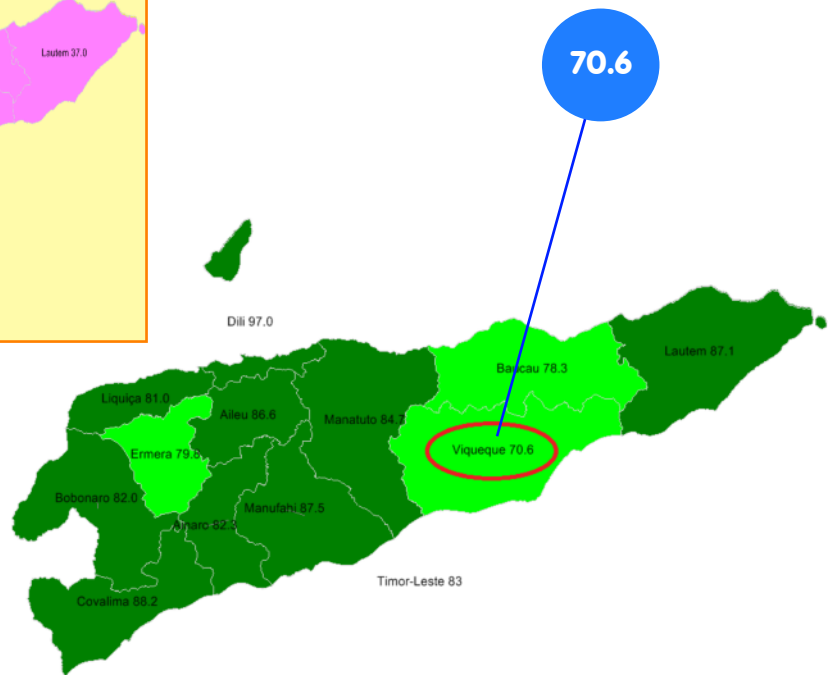
50



Tarjetu: To'o tinan 2020 atinje-ona 100% populasau nua fonte sira enérjia-mos nian ba fó-roman

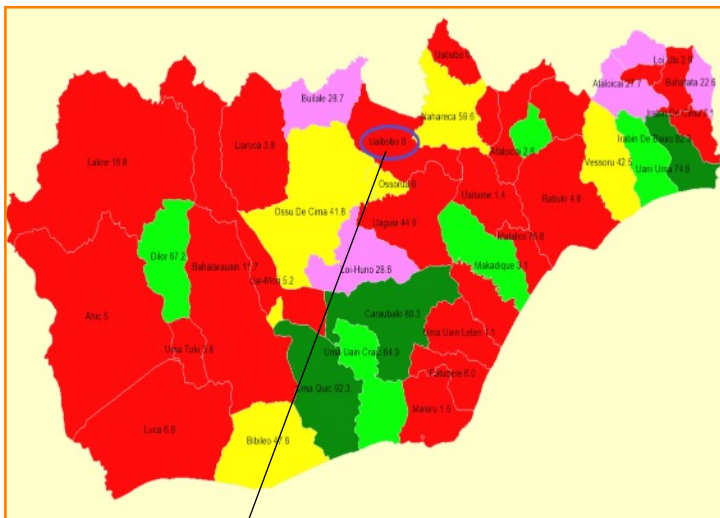


34.7

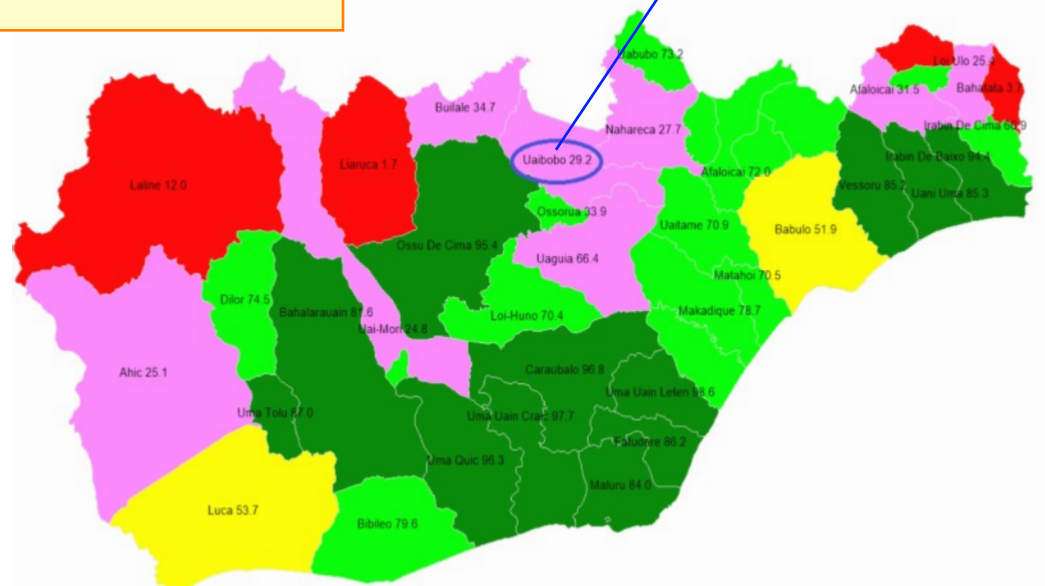


70.6

Timor-Leste 83



0



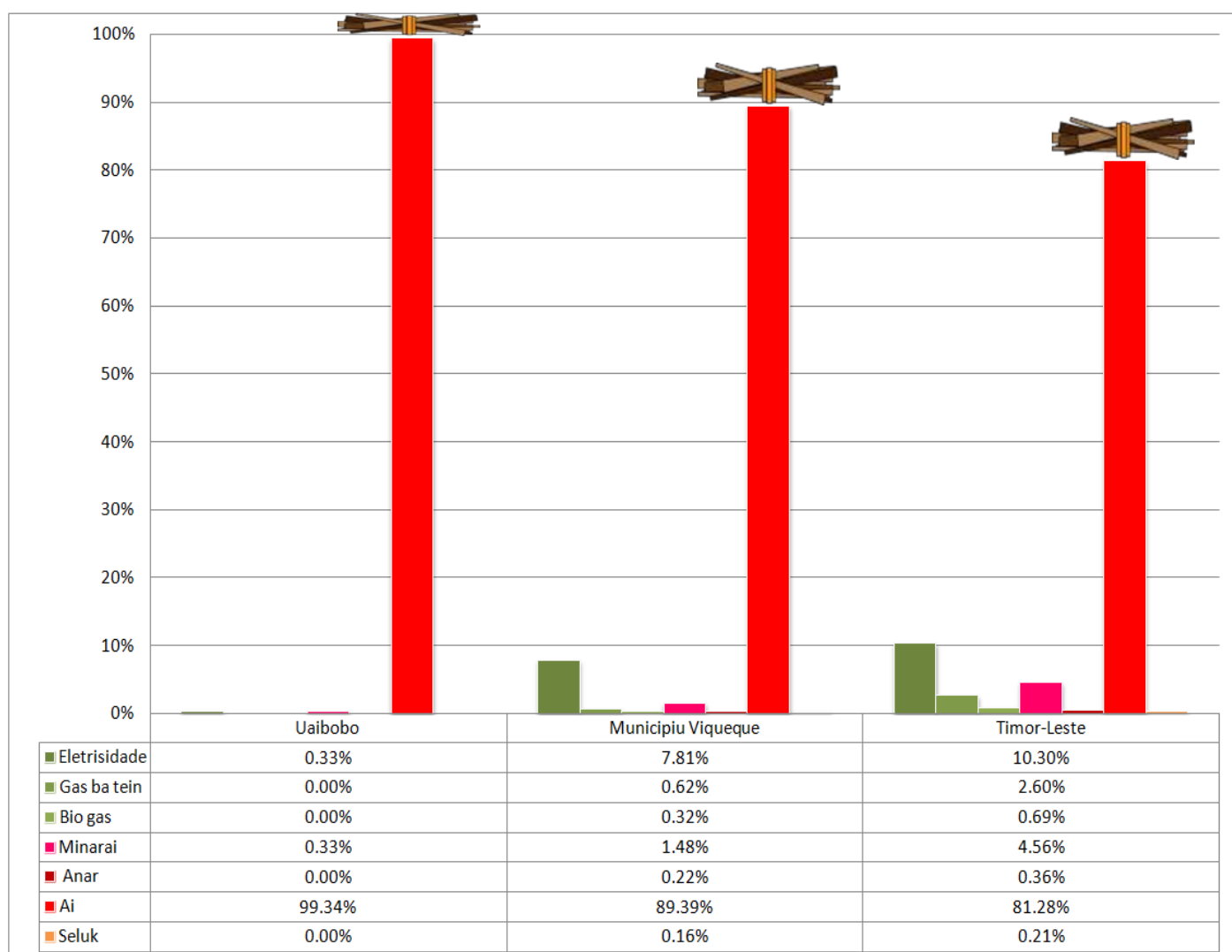
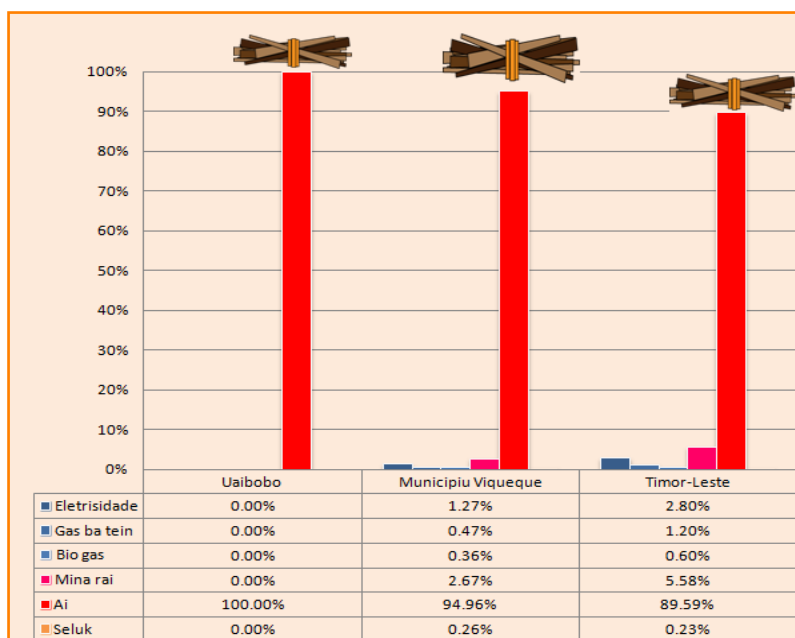
29.2

Uaibobo 29.2

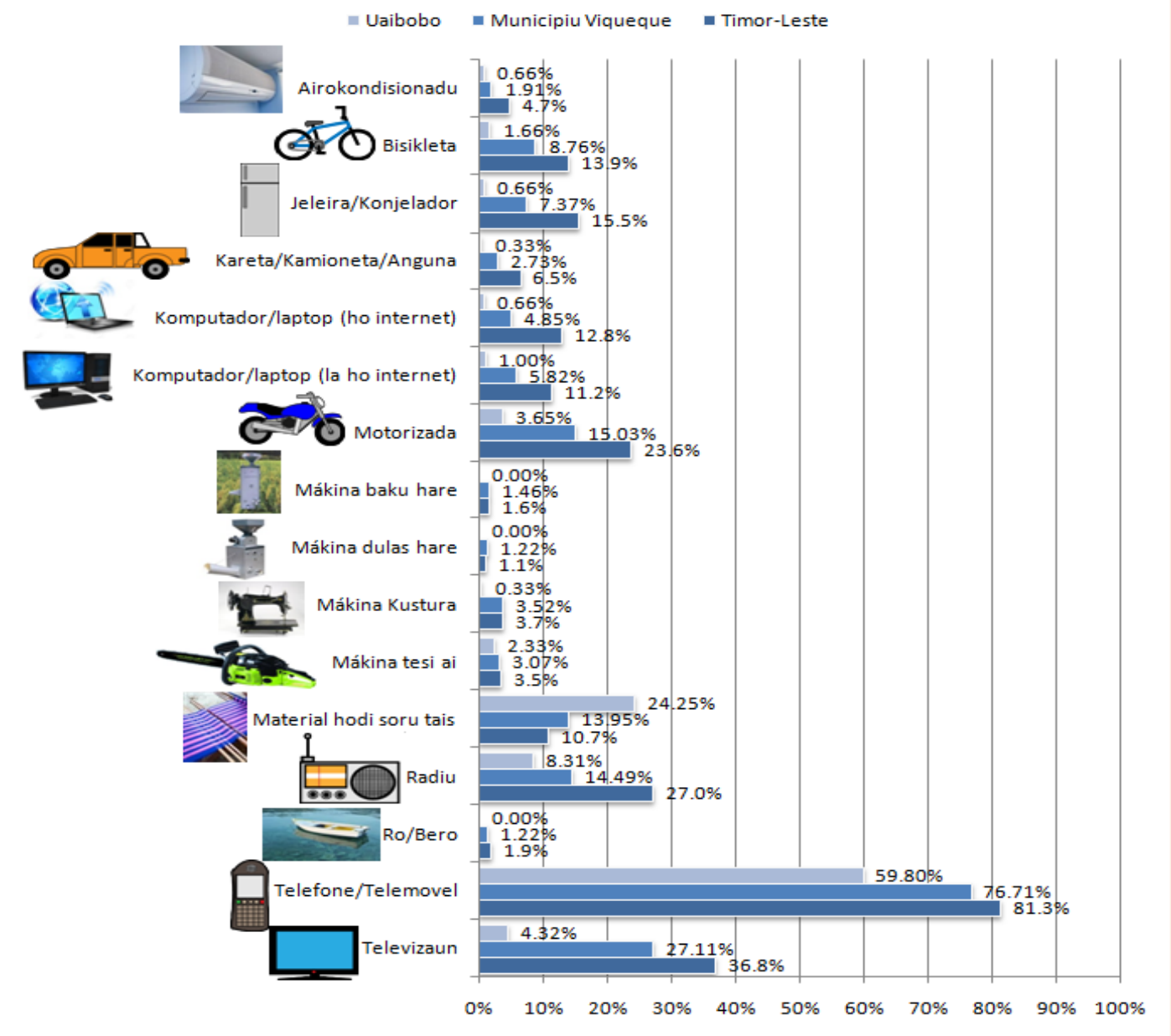
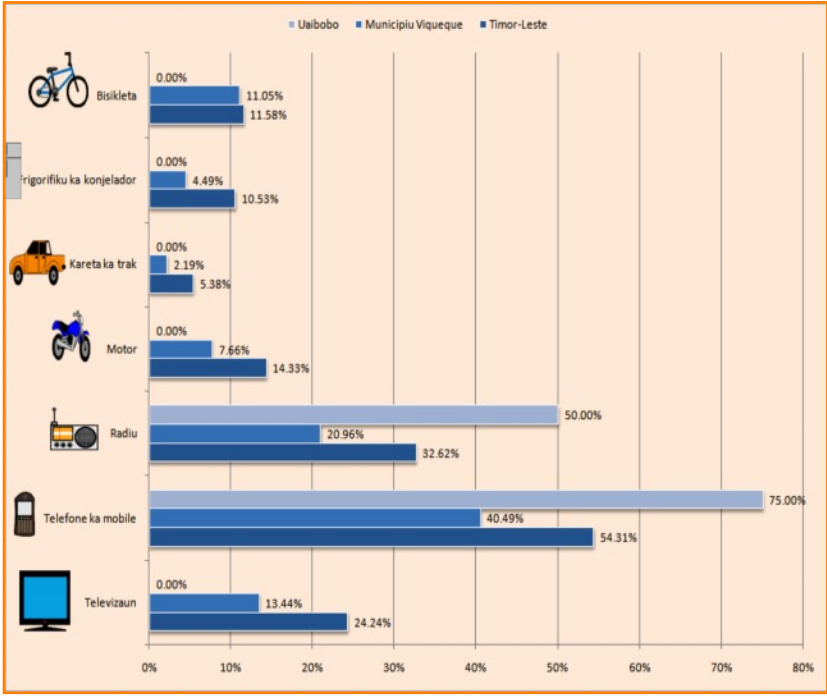
Uagula 66.4

Tarjetu: To'o tinan 2020, atinje-ona 40% populasaun uza fonte sira enerjia-mos nian ba tein, ie., Eletrisidade, gas ba tein ka *biogas*

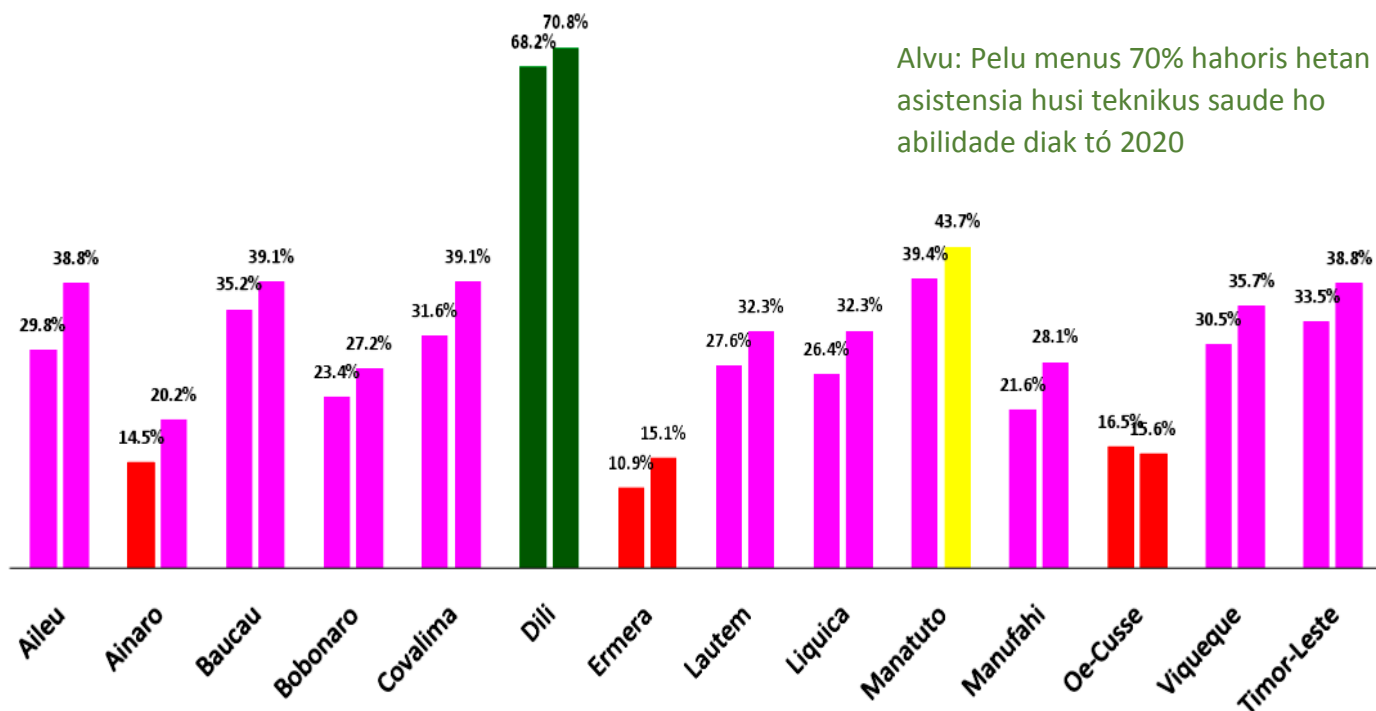
Tarjetu: To'o tinan 2020, atinje-ona 100% populasaun iha Dili uza fonte sira enerjia-mos nian ba tein



Sasan luxu



% husi fó asisténsia ba tuur-ahi husi fornecedor saúde ho abilidade di'ak
ba iha liña 2: kuaruk = 2010 & loos = 2015



Indikador Estatistika seluk

Mortalidade Kosok-oan

Alvu: Taxa mortalidade kosok-oan tenke kiik liu mate 20 iha hahoris 1,000 tó 2020

Taxa mortalidade kosok-oan iha Timor-Leste tun husi mate 44 iha hahoris 1,000 iha 2009 ba mate 74 iha hahoris 1,000 iha 2008-09.

Mortalidade Inan

Alvu: Taxa mortalidade inan tenke kiik liu mate 50 iha hahoris 100,000 tó 2020

Numeru feto mate husi hahoris 100,000 iha Timor-Leste tun husi 570 iha 2010.

Labarik < 5 tetu todan la too

Alvu: 99% uma-kain la iha labarik < tinan 5 tetu todan la too tó 2020

% populasaun moris iha uma-kain **la iha** labarik ho tinan kiik liu 5 ne'ebe tetu todan la too (abaixu pesu) **umenta husi 65% iha 2007 ba 84% iha 2014.**

Labarik < 5 la boot (atrofiadu)

Alvu: 95% uma-kain la iha labarik < tinan 5 la boot (atrofiadu) tó 2020

% populasaun moris iha uma-kain **la iha** labarik ho tinan kiik liu 5 ne'ebe la boot (atrofiadu) **umenta husi 62% iha 2007 ba 76% iha 2014.**

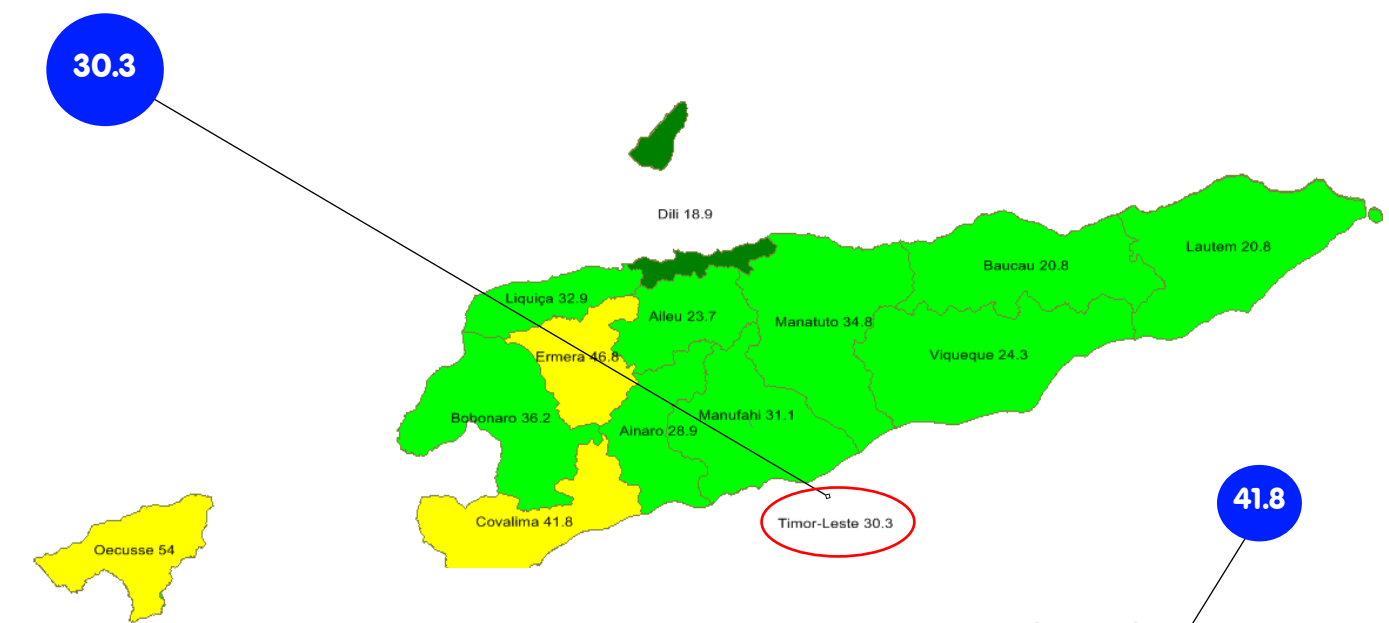
Labarik < 5 ho moras kauza frakeza boot

Alvu: 100% uma-kain la iha labarik < tinan 5 ho moras kauza frakeza boot tó 2020

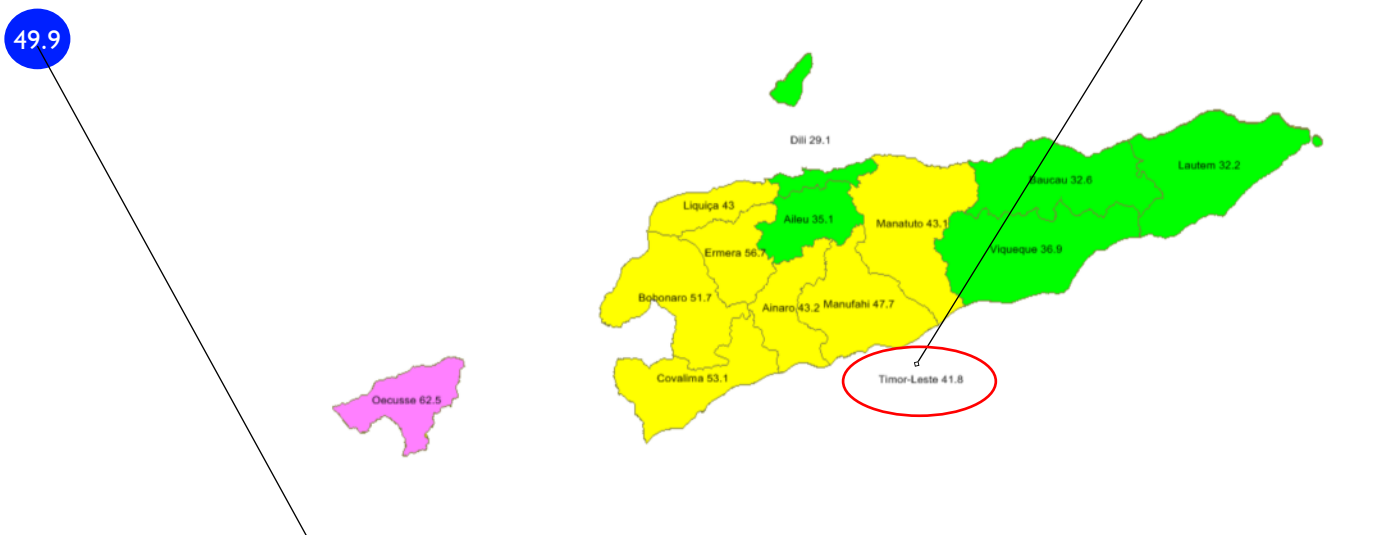
% populasaun moris iha uma-kain **la iha** labarik ho tinan kiik liu 5 ne'ebe sofre moras kauza frakeza boot **umenta husi 80% iha 2007 ba 93% iha 2014.**



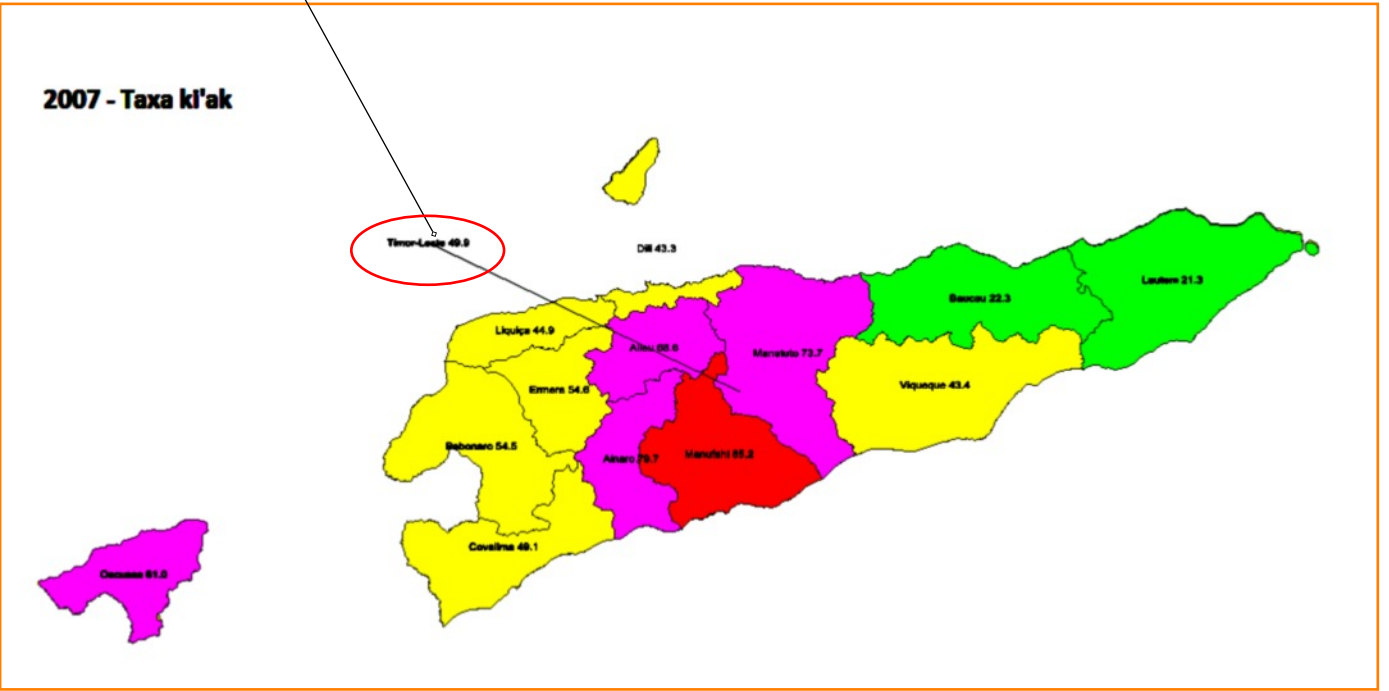
2014 - Taxa ki'ak nian uza liña ki'ak internasionál nian (mak 30.3%)



2014 - Taxa ki'ak nian uza liña ki'ak nasional nian (mak 41.8%)



2007 - Taxa ki'ak



Oinsa hetan data/dadus sira?

Dadus hothotu iha Relatóriu ne'e hasai-ona hanesan tuirma:

- 1 % labarik husi umakain privadu sira iha sertifikadu moris nian (idade tinan 0-5)
- 2 % husi labarik-moris durante tinan lima ba kotuk hetan-ona atendimentu husi doktor ka mantri/bidan sira
- 3 % foinsa'e literasia (idade 15-24)
- 4 % Adultu literasia (15+)
- 5 % Atende-ona eskola (tinan 3+)
- 6 Matríkula likuida iha edukasaun báziku tinan 6:14 (ensinu tinan 9)
- 7 % Idade serbisu (15-59)
- 8 % Empregadu (idade 15-59)
- 9 Númeru manu sira iha kada umakain
- 10 Númeru fahi sira iha kada umakain
- 11 % U/K Involvidu iha produsaun ai-han
- 12 % U/K prodúz ai-han barakliu ba fa'an (Sensus 2015 de'it)
- 13 % U/K ho didinlolon ho fatuk/simente
- 14 % U/K ho kakuluk taka-kalen
- 15 % U/K nahe ho semente/fatuk
- 16 % U/K iha sanitasaun di'ak (sentina-matan iha posu-leten, ka posu iha fatin seluk, iis-sai ho di'ak husi posu, posu-luan no iis-sai ho di'ak)
- 17 % U/K iha asesu ba bee-moos hemu nian (inklui pipa, mota-bomba, we-tiha, we-matan no bee-galon)
- 18 % U/K iha asesu ba enérjia moos ba fó ahi-lakan (inklui eletrisidade, solar panel no biogas)
- 19 % U/K la depende ba ai-maran hodi tein (inklui eletrisidade, biogas, no panel solar)
- 20 % U/K iha asesu ba telefone/mobile
- 21 % U/K iha radio rasik
- 22 % U/K iha televizaun rasik
- 23 % U/K iha transporte rasik (motor ka kareta/karavana/anguna)
- 24 % Populasaun moris iha liña pobreza Internasionál nia-leten (\$40.45/fulan iha 2014)
- 25 % Populasaun moris iha liña Pobreza Nasionál nia-leten ((\$46.37/fulan iha 2014)



Ministériu Finansas

Edifisiu 5, Palasiu Governu,
Avenida Presidente Nicolau Lobato,
Dili, Timor-Leste



Telephone: +670 333 9510
Website: www.mof.gov.tl